

Comprehensive Covid19 Report

California vs. Asia Middle – Far East & Caspian Sea “Korea a Model to Succeed”



Download full report @
<https://www.ailluminare.com>

California vs. Asia Covid19 Risk Factors



Ailluminare



Middle-Far East & Caspian Sea Area

Knowledge is Power!

Comprehensive - Covid19 Report
Asia - Middle/Far East, Caspian Sea Area
November 2020



Download full report @

<https://www.ailluminatE.com>

Open Society & Economy Safely!

Knowledge is Power

Re-open Society & Economy

AilluminareX has developed a Bio-Forecasting Model to answer “What IF” Scenarios to help reopen businesses, to help society back to a new normal, and to reduce the negative economic impact while save lives.

Knowledge is Power!

Like commercial meteorology, commercial bio-forecasting can satisfy unmet demand for disease outbreaks prediction.

Knowledge is Power!

Outbreaks Warning/Alert and
Informed insightful decisions have the
potential to save lives and improve
Quality of daily life.

Bio-Forecasting – Covid19

Forecasting Covid19 Risk Factors



How it's been done?
What's good for?

Knowledge is Power!

How it's been done?


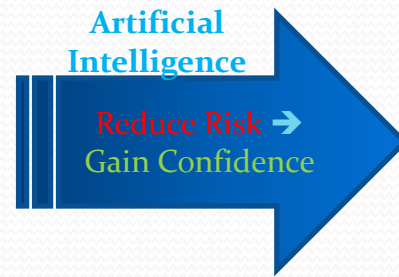


Modeling/Simulation COVID-19 Scenarios
Computational Fluid Dynamic Simulation

Less Than 90 Seconds Survey



Less than 90 seconds (initial Setup)



6-10 seconds (Individual) & (10-20 Seconds Business)/day after initial setup

CR Score[®] Individual



- **Screening Survey: Takes 60-90 seconds (Initial setup. Then only 6-10 seconds day interaction after that)**
- **Results of Screening Survey: In Second**
- **~330 Millions/minutes/everyday**
- **40 Languages**
- **Will be valid for a day**
- **Output:**
 - **Risk & Confidence Factor**
 - **Insights to build confidence and reduce risk**

INDIVIDUAL BIO-FORECASTING, EARLY WARNING DISEASE AND OUTBREAKS ALERT SYSTEM WITH TAILORED INSIGHTFUL AND INFORMED DECISIONS TO INDIVIDUALS, SAVES LIFE AND IMPROVE THE QUALITY OF LIFE.

What's your Risk?

Covid19 – Screening App



Patient #	Covid19 Symptoms	Care Facilities	Exposure + Sick	PreCondition + Profile	Test- Screening Score
	S-Decision 1	S-Decision 2	S- Decision 3	Decision 5	Covid19 Test
Patient #	Decision 1	Decision 2	Decision 3+ 5 + 6	Decision R2+Inf2+Inf1	COVID19- Screening
	0	0	0	0	0
	100	1	100	100	100
xxx- 12647	83	1	44	57	83
xxx-398565	100	1	29	49	100
xxx-792854	83	0	89	47	89
xxx-156483	0	1	52	57	57
xxx-169022	50	1	60	65	65
xxx-930498	100	1	29	49	100
xxx-489265	0	1	52	57	57

Your Test-Screening Score

Test	75--100	100
Test	50-75	75
		60
Test	25-50	50
		30
No Test	10-25	20
		0

Color Codes - Decision							
Call 911 Isolate Immediately - You need Test You should Isolate - Call Healthcare Provider	Test	75--100	100	Hospital Test	Quarantine	Save Lives	Live or Die
	Test	50-75	75	Drive Through Test	Shelter in Place	Shelter in Place/Mitigation	Mitigation/Flattened the Curve
60							
You Should Self Isolate - Call your work You Should Self Isolate	Test	25-50	50	Stay Home (14 Days)	Test Everyone, if possible	Mitigation/Containment	Contact Tracing/Mitigation
			30				
Social Distancing and Stay Home You are Safe	No Test	10-25	20	Safe	Random Test	Survailance/Contact Tracing	Containment
			0				

CR Score[®] Businesses




- **Screening Survey:** Takes less than 90 seconds (Initial setup. Then only ~10-20 seconds a day interaction after that)
- **Results of Screening Survey:** In a Second
- **Millions/minutes/everyday**
- **40 Languages**
- **Can be valid for up to a week**
- **Output:**
 - **Risk & Confidence Factor**
 - **Provide recommendation to reduce Risk and gain Confidence**

COMMERCIAL BIO-FORECASTING RISK FACTOR, INFORMED & INSIGHTFUL DECISIONS, & EARLY WARNING/ALERT SYSTEM TAILORED TO BUSINESSES INTERESTS, IMPROVE CONFIDENCE AND INCREASE REVENUE WHILE SERVING SOCIETY AND SAVING LIFE.

CR Score[®]




★★★★★ 10/17/2013
 Loved it
 Absolutely Outstanding! The Grounds at Grace Vineyards are stunning...there are SO many photo ops. I must give 5 stars for Steve the owner he is simply wonderful. He was so organized, flexible and prompt I never was stressed. The food was great and the vino was delicious! If your looking for a beautiful venue with many things included this is the place.
 Hated it



facebook
 Google Reviews
 yelp
 It was ok
 Liked it
 Disliked it
 Liked it

Personal Information and Credit Information:
 Amount Owed
 New Credit
 Length of Credit History
 Credit Mix
 Payment History

DISCOVER NETWORK
 MasterCard

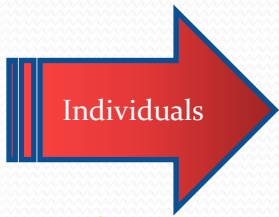


FICO SCORE
 Scores >799 Exceptional
 Scores 740-799 Very Good
 Scores 670-739 Good
 Scores 580-669 Fair
 Scores <580 Poor

EQUIFAX 775
 Experian 720
 TransUnion 760

Covid19 Survey Data (CDC & WHO guidelines)

COVID-19





Community Aggregated Data Used for ALERT Alternative Decision for Risk Score	Screening RISK Score			
High Risk → R ₀ > 2	Call Hospital for Test	Test 75-100	100	Test at Hospital - ER
Medium-High Risk → R ₀ > 1 & < 2	Isolate Immediately - You need Test You should Isolate - Call Healthcare Provider	Test 50-75	75	Test at Hospital
			60	Test at Clinic
Low-Medium Risk → R ₀ <= 1.0	You Should Self Isolate - Call your work You Should Self Isolate & Stay Home	Test 25-50	50	Drive Through Test
			30	Self Serve (Kiosk)
No to Some low Risk → R ₀ <= 0.5	Social Distancing You are Safe	No Test 10-25	20	No Test
			10	

Type of Event/Gathering/Location (Socially Distanced)
 Small (Office/ Restaurant/Grocery/Gathering- <=10 People)
 Small-Medium (<=25 People)
 Medium (Small Private Schools or Medium Office, <=100 People)
 Medium-Large (Small-Medium Public Schools; Small Sport Events, <=500 People)
 Large (Medium-Large size Public Schools, Medium Sport Events, Conference-Business Events- <=1000 People)
 Large-Large Events (Large Sport Events, Large Gathering, Concerts, Corporate Events/Conferences - <=2500 People)



Type of Event/Gathering/Location (Socially Distanced)	None-Effective Social Distancing and Medium Touches	Good Social Distancing and Low Touches	Effective Social Distancing and Touch-Less Technology
Large-Large Events (Large Sport Events, Large Gathering, Concerts, Corporate Events/Conferences - <=2500 People)	88.36%	43.45%	10.14%
Large (Medium-Large size Public Schools, Medium Sport Events, Conference-Business Events- <=1000 People)	40.22%	17.38%	4.06%
Medium-Large (Small-Medium Public Schools; Small Sport Events - <=500 People)	22.76%	8.69%	2.03%
Medium (Small Private Schools or Medium Office, <=100 People)	8.46%	1.74%	0.41%
Small-Medium (<=25 People)	4.39%	0.43%	0.10%
Small (Office/ Restaurant/Grocery/Gathering- <=10 People)	1.27%	0.17%	0.04%



CR Score[®]

What's good for?



CR Score®

Best Time & Best Day for Every Activity? Your Risk?

High Risk Person/High Risk Place

Type of Event/Gathering/Location (Socially Distanced)	Medium (Small Private Schools or Medium Office, <=100 People)/ None-Effective Social Distancing and Medium Touches			
	8am-11am	11am-2pm	2pm-5pm	5pm-9pm
Monday	37.19%	42.94%	42.94%	30.42%
Tuesday	37.19%	42.94%	42.94%	30.42%
Wednesday	37.19%	42.94%	42.94%	30.42%
Thursday	37.19%	42.94%	42.94%	30.42%
Friday	42.94%	48.00%	48.00%	37.19%
Saturday	42.94%	48.00%	48.00%	37.19%
Sunday	42.94%	42.94%	42.94%	30.42%

High Risk Person/ Low Risk Place

Type of Event/Gathering/Location (Socially Distanced)	Medium (Small Private Schools or Medium Office, <=100 People)/Effective Social Distancing and Touch-Less Technology			
	8am-11am	11am-2pm	2pm-5pm	5pm-9pm
Monday	7.14%	8.30%	8.30%	5.83%
Tuesday	7.14%	8.30%	8.30%	5.83%
Wednesday	7.14%	8.30%	8.30%	5.83%
Thursday	7.14%	8.30%	8.30%	5.83%
Friday	8.30%	9.27%	9.27%	7.14%
Saturday	8.30%	9.27%	9.27%	7.14%
Sunday	8.30%	8.30%	8.30%	5.83%

Low Risk Person/High Risk Place

Type of Event/Gathering/Location (Socially Distanced)	Medium (Small Private Schools or Medium Office, <=100 People)/ None-Effective Social Distancing and Medium Touches			
	8am-11am	11am-2pm	2pm-5pm	5pm-9pm
Monday	15.62%	18.04%	18.04%	12.78%
Tuesday	15.62%	18.04%	18.04%	12.78%
Wednesday	15.62%	18.04%	18.04%	12.78%
Thursday	15.62%	18.04%	18.04%	12.78%
Friday	18.04%	20.17%	20.17%	15.62%
Saturday	18.04%	20.17%	20.17%	15.62%
Sunday	18.04%	18.04%	18.04%	12.78%

Low Risk Person/Low Risk Place

Type of Event/Gathering/Location (Socially Distanced)	Medium (Small Private Schools or Medium Office, <=100 People)/Effective Social Distancing and Touch-Less Technology			
	8am-11am	11am-2pm	2pm-5pm	5pm-9pm
Monday	3.00%	3.49%	3.49%	2.45%
Tuesday	3.00%	3.49%	3.49%	2.45%
Wednesday	3.00%	3.49%	3.49%	2.45%
Thursday	3.00%	3.49%	3.49%	2.45%
Friday	3.49%	3.89%	3.89%	3.00%
Saturday	3.49%	3.89%	3.89%	3.00%
Sunday	3.49%	3.49%	3.49%	2.45%

Email: AilluminateX@aiilluminate.com | Phone: (510) 684-4140

Copyright all right reserved 2020 ©

Data Source: April 28-May 3, 2020 © (Last Update - July 4, 2020)

Knowledge is Power!



- What's the likelihood that you may get infected if you go to a store in San Francisco, Seoul, Qatar, or Baku?
- What if you go to Thanksgiving dinner, Christmas or New Year Eve party with 25, 50, 100 guests, in Israel or Azerbaijan?
- What about if you go to a Potluck Party, or a wedding in IRAN? What if you go to UAE or Turkey?
- What if you plan to send your Kid to School? what's the Risk?
- What if you reduce the size of an Event to 50% or 25% of Capacity? What's the best way to open Restaurants, schools, businesses? What's the best time and best day to go to grocery store or pharmacy or restaurants?
- What's the Risk of staying at Hotel for a few days?

Covid19 Report California vs. Asia Middle – Far East & Caspian Sea Korea a Model to Succeed



Download full report @
<https://www.ailluminare.com>

Risk Color Codes

Individual Risk

High Risk
Medium Risk
Moderate Risk
Low Risk

Business Risk

High Risk
Medium Risk
Moderate Risk
Low Risk

EU Risk Tiers

High Risk
Medium Risk
Low Risk
Insufficient Data

Activity Risk

High Risk
Medium Risk
Moderate Risk
Moderate-Low Risk
Low Risk

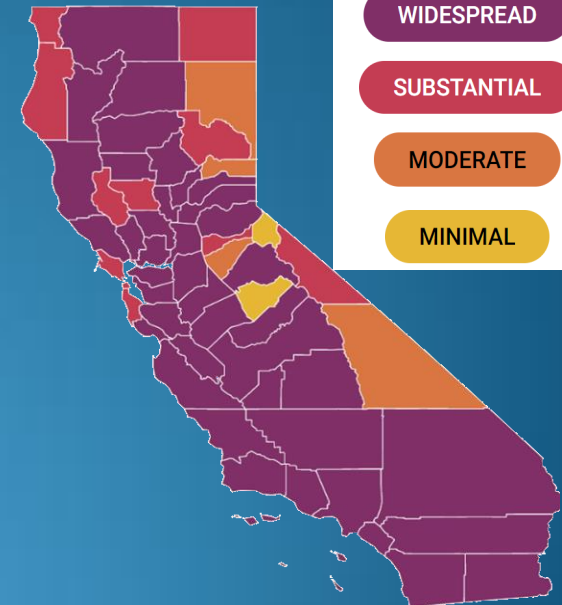
CA Risk Tiers

Widespread
Substantial
Moderate
Minimal

UK Risk Tiers

High Risk
Medium Risk
Moderate Risk
Moderate-Low Risk
Low Risk

California Risk Tiers



California – Covid19 Color codes



County risk level	Adjusted case rate* 7-day average of daily COVID-19 cases per 100K with 7-day lag, adjusted for number of tests performed	Positivity rate** 7-day average of all COVID-19 tests performed that are positive	
		Entire county	Healthy equity quartile
Some non-essential indoor business operations are closed	More than 7.0 Daily new cases (per 100k)	More than 8.0% Positive tests	
Some non-essential indoor business operations are closed	4.0 – 7.0 Daily new cases (per 100k)	5.0 – 8.0% Positive tests	5.3 – 8.0% Positive tests
Some indoor business operations are open with modifications	1.0 – 3.9 Daily new cases (per 100k)	2.0 – 4.9% Positive tests	2.2 – 5.2% Positive tests
Most indoor business operations are open with modifications	Less than 1.0 Daily new cases (per 100k)	Less than 2.0% Positive tests	Less than 2.2% Positive tests

If it is implemented perfectly, it will succeed.

Tier 1 Widespread risk

Most nonessential indoor business operations are closed

What's open and closed

Aquariums Open outdoors only with modifications

Bars, brewpubs and distilleries (with no meals provided) Closed

Cardrooms Open outdoors only with modifications

Carwashes Open with modifications

Child care Open with modifications

Concert venues Closed

Day camps Open with modifications

Dine-in restaurants Open outdoors only with modifications

Family entertainment Open outdoors only with modifications for kart racing, mini-golf, batting cages

Food banks, gas stations and convenience stores Open with modifications

Gyms Open outdoors only with modifications

Hair salons and barbershops Open indoors with modifications

Higher education Closed for indoor lectures and student gatherings. Some courses conducted in certain indoor settings, like labs and studio arts, may be open

Hotels for tourism and individual travel Open with modifications

K-12 schools Closed for in-person instruction, but distance learning is allowed

- **Libraries** Open with modifications. Max 25% capacity
- **Movie theaters** Open outdoors only with modifications
- **Museums** Open outdoors only with modifications
- **Nail salons** Open indoors with modifications
- **Nonessential business offices** Work remotely
- **Pet groomers and landscapers** Open with modifications
- **Places of worship and cultural ceremonies** Open outdoors only with modifications
- **Professional sports without spectators** Open without live audiences with modifications
- **Racetracks without spectators** Open outdoors only with modifications
- **Retailers** Open with modifications. Max 25% capacity
- **Shopping malls** Open indoors with modifications. Max 25% capacity. Closed common areas, food courts
- **State and local government** Open with modifications
- **Takeout restaurants** Open with modification
- **Tattoo parlors** Open indoors with modifications
- **Theme parks** Closed
- **Wineries** Open outdoors with modifications
- **Zoos** Open outdoors only with modifications

Source: California Public Health

Tier 2 Substantial risk

Some nonessential indoor business operations are closed

What's open and closed

Aquariums Open indoors with modifications. Indoor activities max 25% capacity

Bars, brewpubs and distilleries (with no meals provided) Closed

Cardrooms Open outdoors only with modifications

Carwashes Open with modifications

Child care Open with modifications

Concert venues Closed

Day camps Open with modifications

Dine-in restaurants Open indoors with modifications. Max 25% capacity or 100 people whichever is fewer

Family entertainment Open outdoors only with modifications for kart racing, mini-golf, batting cages

Food banks, gas stations and convenience stores Open with modifications

Gyms Open indoors with modifications. Max 10% capacity

Hair salons and barbershops Open indoors with modifications

Higher education Capacity for indoor lectures and student gatherings must be limited to 25% or 100 people, whichever is less. Some courses conducted in certain indoor settings, like labs and studio arts, may be open at regular capacity. Conduct student activities virtually when possible

Hotels for tourism and individual travel Open with modifications. Fitness centers max 10% capacity

K-12 schools Some schools have reopened in-person in the county with modifications

- **Libraries** Open with modifications. Max 50% capacity
- **Movie theaters** Open indoors with modifications. Max 25% capacity or 100 people whichever is fewer
- **Museums** Open indoors with modifications. Indoor activities max 25% capacity
- **Nail salons** Open indoors with modifications
- **Nonessential business offices** Work remotely
- **Pet groomers and landscapers** Open with modifications
- **Places of worship and cultural ceremonies** Open indoors with modifications. Max 25% capacity or 100 people whichever is fewer
- **Professional sports without spectators** Open without live audiences with modifications
- **Racetracks without spectators** Open outdoors only with modifications
- **Retailers** Open with modifications. Max 50% capacity
- **Shopping malls** Open indoors with modifications. Max 50% capacity. Closed common areas. Reduced capacity food courts
- **State and local government** Open with modifications
- **Takeout restaurants** Open with modifications
- **Tattoo parlors** Open indoors with modifications
- **Theme parks** Closed
- **Wineries** Open outdoors only with modifications
- **Zoos** Open indoors with modifications. Indoor activities max 25% capacity

Source: California Public Health

Tier 3 Moderate risk

Some business operations can open with modifications

What's open and closed

Aquariums Open indoors with modifications. Indoor activities max 50% capacity

Bars, brewpubs and distilleries (with no meals provided) Open outdoors only with modifications

Cardrooms Open indoors with modifications. Max 25% capacity

Carwashes Open with modifications

Child care Open with modifications

Concert venues Closed

Day camps Open with modifications

Dine-in restaurants Open indoors with modifications. Max 50% capacity or 200 people whichever is fewer

Family entertainment Open outdoors only with modifications for kart racing, mini-golf, batting cages. Open indoors with modifications for naturally distanced activities like bowling, climbing walls. Max 25% capacity

Food banks, gas stations and convenience stores Open with modifications

Gyms Open indoors with modifications. Max 25% capacity. Indoor pools open

Hair salons and barbershops Open indoors with modifications

Higher education Capacity for indoor lectures and student gatherings must be limited to 50% or 200 people, whichever is less. Some courses conducted in certain indoor settings, like labs and studio arts, may be open at regular capacity. Conduct student activities virtually when possible

Hotels for tourism and individual travel Open with modifications. Fitness centers max 25% capacity. Indoor pools open

K-12 schools Some schools have reopened in-person in the county with modifications

- **Libraries** Open with
- **Libraries** Open with modifications
- **Movie theaters** Open indoors with modifications. Max 50% capacity or 200 people whichever is fewer
- **Museums** Open indoors with modifications. Indoor activities max 50% capacity
- **Nail salons** Open indoors with modifications
- **Nonessential business offices** Open indoors with modifications. Encourage working remotely
- **Pet groomers and landscapers** Open with modifications
- **Places of worship and cultural ceremonies** Open indoors with modifications. Max 50% capacity or 200 people whichever is fewer
- **Professional sports without spectators** Open without live audiences with modifications
- **Racetracks without spectators** Open indoors with modifications. Max 25% capacity
- **Retailers** Open with modifications
- **Shopping malls** Open indoors with modifications. Closed common areas. Reduced capacity food courts
- **State and local government** Open with modifications
- **Takeout restaurants** Open with modifications
- **Tattoo parlors** Open indoors with modifications
- **Theme parks** Closed
- **Wineries** Open indoors with modifications. Max 25% capacity or 100 people indoors whichever is fewer
- **Zoos** Open indoors with modifications. Indoor activities max 50% capacity

Source: California Public Health

Tier 4 Minimal risk

Most business operations can open with modifications

What's open and closed

Aquariums Open indoors with modifications

Bars, brewpubs and distilleries (with no meals provided) Open indoors with modifications. Max 50% capacity

Cardrooms Open indoors with modifications. Max 50% capacity

Carwashes Open with modifications

Child care Open with modifications

Concert venues Closed

Day camps Open with modifications

Dine-in restaurants Open indoors with modifications. Max 50% capacity

Family entertainment Open outdoors only with modifications for kart racing, mini-golf, batting cages. Open indoors with modifications for naturally distanced activities like bowling, climbing walls. Open indoors for activities with increased risk of proximity and mixing with modifications. Max 50% capacity. Arcade games, ice and roller skating, indoor playgrounds

Food banks, gas stations and convenience stores Open with modifications

Gyms Open indoors with modifications. Max 50% capacity. Saunas, spas, steam rooms and indoor pools open

Hair salons and barbershops Open indoors with modifications

Higher education Capacity for indoor lectures and student gatherings must be limited to 50%. Some courses conducted in certain indoor settings, like labs and studio arts, may be open at regular capacity. Conduct student activities virtually when possible

Hotels for tourism and individual travel Open with modifications. Fitness centers max 50% capacity. Indoor pools, spa facilities open

K-12 schools Can open for in-person instruction

- **Libraries** Open with modifications
- **Movie theaters** Open indoors with modifications. Max 50% capacity
- **Museums** Open indoors with modifications
- **Nail salons** Open indoors with modifications
- **Nonessential business offices** Open indoors with modifications. Encourage working remotely
- **Pet groomers and landscapers** Open with modifications
- **Places of worship and cultural ceremonies** Open indoors with modifications. Max 50% capacity
- **Professional sports without spectators** Open without live audiences with modifications
- **Racetracks without spectators** Open indoors with modifications. Max 50% capacity
- **Retailers** Open with modifications
- **Shopping malls** Open with modifications. Reduced capacity food courts
- **State and local government** Open with modifications
- **Takeout restaurants** Open with modifications
- **Tattoo parlors** Open indoors with modifications
- **Theme parks** Closed
- **Wineries** Open indoors with modifications. Max 50% capacity or 200 people indoors whichever is fewer
- **Zoos** Open indoors with modifications

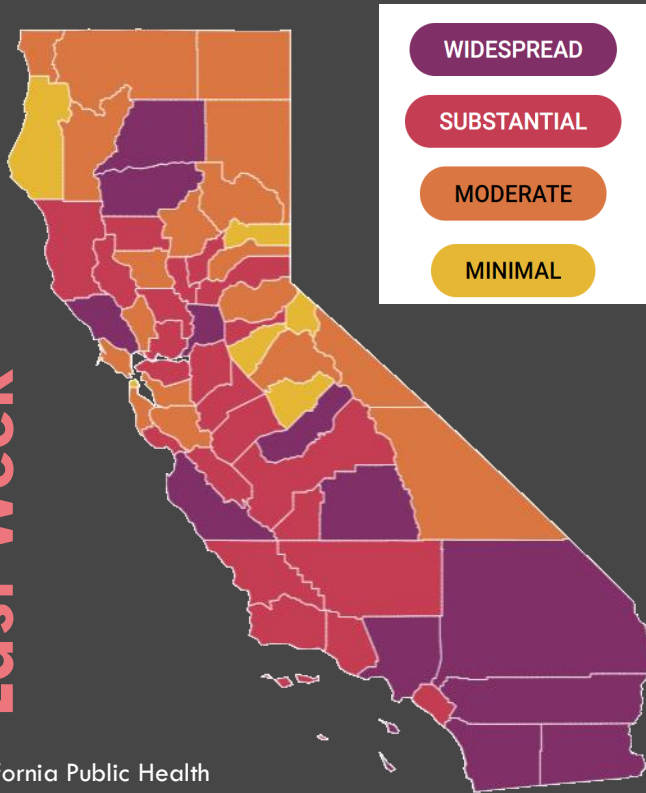
Source: California Public Health

California

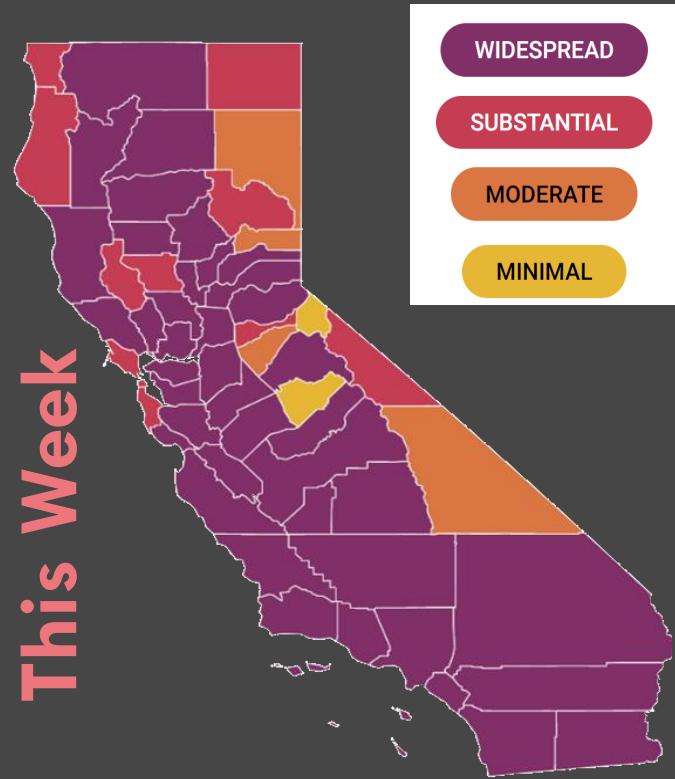
Positivity Rate: 4.2%

Positivity Rate: 5.2%

Last Week



This Week



<https://www.ailluminate.com>

Source: California Public Health

Powered by:



California – Risk Tiers (11-16-2020)

California vs. Asia Covid19 Risk Factors



Ailluminare



Middle-Far East & Caspian Sea Area

California

Risk Factor for Every Activity

WIDESPREAD



Activities - General Risk & Ranking	California (No Mask - No Distance)				California (Mask - Social Distance)				California (Mask - Social Distance - Touchless (Reduce Touches by Factor of 10))			
	Low/Minimal Crowd	Moderate Crowd	Medium/Substantial Crowd	Highly Crowded	Low/Minimal Crowd	Moderate Crowd	Medium/Substantial Crowd	Highly Crowded	Low/Minimal Crowd	Moderate Crowd	Medium/Substantial Crowd	Highly Crowded
Low Risk: 1												
Opening the mail	1.16%	7.74%	13.02%	17.65%	0.14%	0.90%	1.51%	2.05%	0.00%	0.01%	0.02%	0.02%
Low Risk: 2												
Getting restaurant takeout	1.65%	10.95%	18.41%	24.96%	0.19%	1.27%	2.14%	2.90%	0.00%	0.01%	0.02%	0.03%
Pumping gasoline	1.65%	10.95%	18.41%	24.96%	0.19%	1.27%	2.14%	2.90%	0.00%	0.01%	0.02%	0.03%
Playing tennis	1.65%	10.95%	18.41%	24.96%	0.19%	1.27%	2.14%	2.90%	0.00%	0.01%	0.02%	0.03%
Going camping	1.65%	10.95%	18.41%	24.96%	0.19%	1.27%	2.14%	2.90%	0.00%	0.01%	0.02%	0.03%
Low-Moderate Risk: 3												
Grocery shopping	5.11%	7.19%	12.88%	26.60%	0.51%	3.64%	7.25%	16.52%	0.09%	0.65%	1.09%	1.75%
Going for a walk, run, or bike ride with others	2.02%	13.41%	22.55%	30.57%	0.23%	1.56%	2.62%	3.56%	0.00%	0.02%	0.03%	0.04%
Playing golf	2.02%	13.41%	22.55%	30.57%	0.23%	1.56%	2.62%	3.56%	0.00%	0.02%	0.03%	0.04%
Low-Moderate Risk: 4												
Staying at a hotel for two nights	2.33%	15.48%	26.04%	35.30%	0.19%	1.27%	2.14%	2.90%	0.00%	0.00%	0.00%	0.00%
Sitting in a doctor's waiting room	2.33%	15.48%	26.04%	35.30%	0.19%	1.27%	2.14%	2.90%	0.00%	0.00%	0.00%	0.00%
Going to a library or museum	2.33%	15.48%	26.04%	35.30%	0.19%	1.27%	2.14%	2.90%	0.00%	0.00%	0.00%	0.00%
Eating in a restaurant (outside)	2.33%	15.48%	26.04%	35.30%	0.19%	1.27%	2.14%	2.90%	0.00%	0.00%	0.00%	0.00%
Walking in a busy downtown	2.33%	15.48%	26.04%	35.30%	0.19%	1.27%	2.14%	2.90%	0.00%	0.00%	0.00%	0.00%
Spending an hour at a playground	2.33%	15.48%	26.04%	35.30%	0.19%	1.27%	2.14%	2.90%	0.00%	0.00%	0.00%	0.00%
Moderate Risk: 5												
Having dinner at someone else's house	5.45%	18.16%	30.42%	50.75%	0.55%	1.82%	3.07%	5.16%	0.10%	0.27%	0.32%	0.33%
Attending a backyard barbecue	5.28%	17.64%	29.66%	49.85%	0.10%	0.32%	0.55%	0.92%	0.02%	0.05%	0.06%	0.06%
Going to a beach	5.36%	17.90%	30.04%	50.30%	0.32%	1.07%	1.81%	3.04%	0.06%	0.16%	0.19%	0.19%
Shopping at a mall	5.36%	17.90%	30.04%	50.30%	0.32%	1.07%	1.81%	3.04%	0.06%	0.16%	0.19%	0.19%
Moderate Risk: 6												
Sending kids to school, camp, or day care	6.96%	22.80%	37.37%	57.19%	2.79%	9.34%	15.71%	35.81%	2.79%	2.36%	2.79%	3.79%
Working a week in an office building	5.70%	10.33%	19.90%	46.43%	0.81%	2.72%	4.58%	15.32%	0.81%	0.69%	0.81%	1.62%
Swimming in a public pool	6.33%	16.56%	28.63%	51.81%	1.80%	6.03%	10.15%	25.57%	1.80%	1.53%	1.80%	2.70%
Visiting an elderly relative or friend in their home	6.33%	16.56%	28.63%	51.81%	1.80%	6.03%	10.15%	25.57%	1.80%	1.53%	1.80%	2.70%
Moderate-High Risk: 7												
Going to a hair salon or barbershop	7.89%	19.46%	33.30%	52.22%	3.51%	8.95%	15.06%	30.20%	1.61%	1.50%	1.77%	2.29%
Eating in a restaurant (inside)	8.24%	14.68%	26.77%	43.37%	3.97%	7.90%	13.29%	22.35%	0.31%	0.52%	0.62%	0.62%
Attending a wedding or funeral	7.89%	19.46%	33.30%	52.22%	3.51%	8.95%	15.06%	30.20%	1.61%	1.50%	1.77%	2.29%
Traveling by plane	7.89%	19.46%	33.30%	52.22%	3.51%	8.95%	15.06%	30.20%	1.61%	1.50%	1.77%	2.29%
Playing basketball	7.89%	19.46%	33.30%	52.22%	3.51%	8.95%	15.06%	30.20%	1.61%	1.50%	1.77%	2.29%
Playing football	7.89%	19.46%	33.30%	52.22%	3.51%	8.95%	15.06%	30.20%	1.61%	1.50%	1.77%	2.29%
Hugging or shaking hands when greeting a friend	7.89%	19.46%	33.30%	52.22%	3.51%	8.95%	15.06%	30.20%	1.61%	1.50%	1.77%	2.29%
High Risk: 8												
Eating at a buffet	8.43%	20.81%	35.60%	55.82%	3.76%	9.57%	16.10%	32.29%	1.72%	1.60%	1.89%	2.44%
Working out at a gym	8.43%	20.81%	35.60%	55.82%	3.76%	9.57%	16.10%	32.29%	1.72%	1.60%	1.89%	2.44%
Going to an amusement park	8.43%	20.81%	35.60%	55.82%	3.76%	9.57%	16.10%	32.29%	1.72%	1.60%	1.89%	2.44%
Going to a movie theater	8.43%	20.81%	35.60%	55.82%	3.76%	9.57%	16.10%	32.29%	1.72%	1.60%	1.89%	2.44%
Very High Risk: 9												
Attending a large music concert	8.94%	22.07%	37.76%	59.21%	3.99%	10.15%	17.08%	34.25%	1.83%	1.70%	2.01%	2.59%
Going to a sports stadium	8.94%	22.07%	37.76%	59.21%	3.99%	10.15%	17.08%	34.25%	1.83%	1.70%	2.01%	2.59%
Attending a religious service with 500-plus worshippers	8.94%	22.07%	37.76%	59.21%	3.99%	10.15%	17.08%	34.25%	1.83%	1.70%	2.01%	2.59%
Going to a bar	8.94%	22.07%	37.76%	59.21%	3.99%	10.15%	17.08%	34.25%	1.83%	1.70%	2.01%	2.59%

San Francisco

Risk Factor for Every Activity

SUBSTANTIAL



Activities - General Risk & Ranking	San Francisco (No Mask - No Distance)				San Francisco (Mask - Social Distance)				San Francisco (Mask - Social Distance - Touchless (Reduce Touches by Factor of 10))			
	Low/Minimal Crowd	Moderate Crowd	Medium/Substantial Crowd	Highly Crowded	Low/Minimal Crowd	Moderate Crowd	Medium/Substantial Crowd	Highly Crowded	Low/Minimal Crowd	Moderate Crowd	Medium/Substantial Crowd	Highly Crowded
Low Risk: 1												
Opening the mail	0.68%	4.53%	7.62%	10.33%	0.08%	0.53%	0.89%	1.20%	0.00%	0.01%	0.01%	0.01%
Low Risk: 2												
Getting restaurant takeout	0.96%	6.41%	10.78%	14.61%	0.11%	0.75%	1.25%	1.70%	0.00%	0.01%	0.01%	0.02%
Pumping gasoline	0.96%	6.41%	10.78%	14.61%	0.11%	0.75%	1.25%	1.70%	0.00%	0.01%	0.01%	0.02%
Playing tennis	0.96%	6.41%	10.78%	14.61%	0.11%	0.75%	1.25%	1.70%	0.00%	0.01%	0.01%	0.02%
Going camping	0.96%	6.41%	10.78%	14.61%	0.11%	0.75%	1.25%	1.70%	0.00%	0.01%	0.01%	0.02%
Low-Moderate Risk: 3												
Grocery shopping	2.99%	4.23%	7.60%	15.91%	0.30%	2.13%	4.24%	9.67%	0.05%	0.38%	0.64%	1.02%
Going for a walk, run, or bike ride with others	1.18%	7.85%	13.21%	17.90%	0.14%	0.91%	1.54%	2.08%	0.00%	0.01%	0.02%	0.02%
Playing golf	1.18%	7.85%	13.21%	17.90%	0.14%	0.91%	1.54%	2.08%	0.00%	0.01%	0.02%	0.02%
Low-Moderate Risk: 4												
Staying at a hotel for two nights	1.36%	9.07%	15.25%	20.67%	0.13%	0.86%	1.45%	1.96%	0.00%	0.00%	0.00%	0.00%
Sitting in a doctor's waiting room	1.36%	9.07%	15.25%	20.67%	0.13%	0.86%	1.45%	1.96%	0.00%	0.00%	0.00%	0.00%
Going to a library or museum	1.36%	9.07%	15.25%	20.67%	0.13%	0.86%	1.45%	1.96%	0.00%	0.00%	0.00%	0.00%
Eating in a restaurant (outside)	1.36%	9.07%	15.25%	20.67%	0.13%	0.86%	1.45%	1.96%	0.00%	0.00%	0.00%	0.00%
Walking in a busy downtown	1.36%	9.07%	15.25%	20.67%	0.13%	0.86%	1.45%	1.96%	0.00%	0.00%	0.00%	0.00%
Spending an hour at a playground	1.36%	9.07%	15.25%	20.67%	0.13%	0.86%	1.45%	1.96%	0.00%	0.00%	0.00%	0.00%
Moderate Risk: 5												
Having dinner at someone else's house	3.19%	10.65%	17.88%	29.94%	0.32%	1.07%	1.80%	3.02%	0.06%	0.16%	0.19%	0.19%
Attending a backyard barbecue	3.09%	10.33%	17.37%	29.21%	0.06%	0.19%	0.32%	0.54%	0.01%	0.03%	0.03%	0.04%
Going to a beach	3.14%	10.49%	17.62%	29.58%	0.19%	0.63%	1.06%	1.78%	0.03%	0.09%	0.11%	0.11%
Shopping at a mall	3.14%	10.49%	17.62%	29.58%	0.19%	0.63%	1.06%	1.78%	0.03%	0.09%	0.11%	0.11%
Moderate Risk: 6												
Sending kids to school, camp, or day care	4.08%	13.51%	22.43%	35.63%	1.64%	5.47%	9.20%	20.97%	1.64%	1.38%	1.64%	2.22%
Working a week in an office building	3.34%	6.06%	11.72%	27.93%	0.48%	1.59%	2.68%	8.97%	0.48%	0.40%	0.48%	0.95%
Swimming in a public pool	3.71%	9.79%	17.07%	31.78%	1.06%	3.53%	5.94%	14.97%	1.06%	0.89%	1.06%	1.58%
Visiting an elderly relative or friend in their home	3.71%	9.79%	17.07%	31.78%	1.06%	3.53%	5.94%	14.97%	1.06%	0.89%	1.06%	1.58%
Moderate-High Risk: 7												
Going to a hair salon or barbershop	4.63%	11.51%	19.93%	32.17%	2.06%	5.24%	8.82%	17.68%	0.94%	0.88%	1.04%	1.34%
Eating in a restaurant (inside)	4.84%	8.66%	15.95%	26.33%	2.33%	4.63%	7.78%	13.09%	0.18%	0.31%	0.36%	0.36%
Attending a wedding or funeral	4.63%	11.51%	19.93%	32.17%	2.06%	5.24%	8.82%	17.68%	0.94%	0.88%	1.04%	1.34%
Traveling by plane	4.63%	11.51%	19.93%	32.17%	2.06%	5.24%	8.82%	17.68%	0.94%	0.88%	1.04%	1.34%
Playing basketball	4.63%	11.51%	19.93%	32.17%	2.06%	5.24%	8.82%	17.68%	0.94%	0.88%	1.04%	1.34%
Playing football	4.63%	11.51%	19.93%	32.17%	2.06%	5.24%	8.82%	17.68%	0.94%	0.88%	1.04%	1.34%
Hugging or shaking hands when greeting a friend	4.63%	11.51%	19.93%	32.17%	2.06%	5.24%	8.82%	17.68%	0.94%	0.88%	1.04%	1.34%
High Risk: 8												
Eating at a buffet	4.95%	12.31%	21.31%	34.39%	2.20%	5.60%	9.43%	18.90%	1.01%	0.94%	1.11%	1.43%
Working out at a gym	4.95%	12.31%	21.31%	34.39%	2.20%	5.60%	9.43%	18.90%	1.01%	0.94%	1.11%	1.43%
Going to an amusement park	4.95%	12.31%	21.31%	34.39%	2.20%	5.60%	9.43%	18.90%	1.01%	0.94%	1.11%	1.43%
Going to a movie theater	4.95%	12.31%	21.31%	34.39%	2.20%	5.60%	9.43%	18.90%	1.01%	0.94%	1.11%	1.43%
Very High Risk: 9												
Attending a large music concert	5.25%	13.06%	22.60%	36.48%	2.33%	5.94%	10.00%	20.05%	1.07%	0.99%	1.18%	1.52%
Going to a sports stadium	5.25%	13.06%	22.60%	36.48%	2.33%	5.94%	10.00%	20.05%	1.07%	0.99%	1.18%	1.52%
Attending a religious service with 500-plus worshippers	5.25%	13.06%	22.60%	36.48%	2.33%	5.94%	10.00%	20.05%	1.07%	0.99%	1.18%	1.52%
Going to a bar	5.25%	13.06%	22.60%	36.48%	2.33%	5.94%	10.00%	20.05%	1.07%	0.99%	1.18%	1.52%

Los Angeles

Risk Factor for Every Activity

WIDESPREAD



Activities - General Risk & Ranking	Los Angeles (No Mask - No Distance)				Los Angeles (Mask - Social Distance)				Los Angeles (Mask - Social Distance - Touchless (Reduce Touches by Factor of 10))			
	Low/Minimal Crowd	Moderate Crowd	Medium/Substantial Crowd	Highly Crowded	Low/Minimal Crowd	Moderate Crowd	Medium/Substantial Crowd	Highly Crowded	Low/Minimal Crowd	Moderate Crowd	Medium/Substantial Crowd	Highly Crowded
Low Risk: 1												
Opening the mail	1.22%	8.09%	13.61%	18.45%	0.14%	0.94%	1.58%	2.15%	0.00%	0.01%	0.02%	0.02%
Low Risk: 2												
Getting restaurant takeout	1.72%	11.44%	19.25%	26.09%	0.20%	1.33%	2.24%	3.03%	0.00%	0.01%	0.02%	0.03%
Pumping gasoline	1.72%	11.44%	19.25%	26.09%	0.20%	1.33%	2.24%	3.03%	0.00%	0.01%	0.02%	0.03%
Playing tennis	1.72%	11.44%	19.25%	26.09%	0.20%	1.33%	2.24%	3.03%	0.00%	0.01%	0.02%	0.03%
Going camping	1.72%	11.44%	19.25%	26.09%	0.20%	1.33%	2.24%	3.03%	0.00%	0.01%	0.02%	0.03%
Low-Moderate Risk: 3												
Grocery shopping	5.34%	7.52%	13.45%	27.73%	0.53%	3.81%	7.57%	17.27%	0.10%	0.68%	1.14%	1.83%
Going for a walk, run, or bike ride with others	2.11%	14.02%	23.57%	31.95%	0.25%	1.63%	2.74%	3.72%	0.00%	0.02%	0.03%	0.04%
Playing golf	2.11%	14.02%	23.57%	31.95%	0.25%	1.63%	2.74%	3.72%	0.00%	0.02%	0.03%	0.04%
Low-Moderate Risk: 4												
Staying at a hotel for two nights	2.43%	16.19%	27.22%	36.90%	0.20%	1.33%	2.24%	3.03%	0.00%	0.00%	0.00%	0.00%
Sitting in a doctor's waiting room	2.43%	16.19%	27.22%	36.90%	0.20%	1.33%	2.24%	3.03%	0.00%	0.00%	0.00%	0.00%
Going to a library or museum	2.43%	16.19%	27.22%	36.90%	0.20%	1.33%	2.24%	3.03%	0.00%	0.00%	0.00%	0.00%
Eating in a restaurant (outside)	2.43%	16.19%	27.22%	36.90%	0.20%	1.33%	2.24%	3.03%	0.00%	0.00%	0.00%	0.00%
Walking in a busy downtown	2.43%	16.19%	27.22%	36.90%	0.20%	1.33%	2.24%	3.03%	0.00%	0.00%	0.00%	0.00%
Spending an hour at a playground	2.43%	16.19%	27.22%	36.90%	0.20%	1.33%	2.24%	3.03%	0.00%	0.00%	0.00%	0.00%
Moderate Risk: 5												
Having dinner at someone else's house	5.69%	18.97%	31.78%	53.00%	0.57%	1.91%	3.20%	5.39%	0.10%	0.29%	0.34%	0.34%
Attending a backyard barbecue	5.52%	18.44%	31.00%	52.10%	0.10%	0.34%	0.57%	0.96%	0.02%	0.05%	0.06%	0.06%
Going to a beach	5.61%	18.71%	31.39%	52.55%	0.34%	1.12%	1.89%	3.17%	0.06%	0.17%	0.20%	0.20%
Shopping at a mall	5.61%	18.71%	31.39%	52.55%	0.34%	1.12%	1.89%	3.17%	0.06%	0.17%	0.20%	0.20%
Moderate Risk: 6												
Sending kids to school, camp, or day care	7.27%	23.79%	38.94%	59.29%	2.92%	9.76%	16.42%	37.43%	2.92%	2.47%	2.92%	3.96%
Working a week in an office building	5.95%	10.79%	20.78%	48.36%	0.85%	2.85%	4.79%	16.01%	0.85%	0.72%	0.85%	1.69%
Swimming in a public pool	6.61%	17.29%	29.86%	53.82%	1.89%	6.31%	10.60%	26.72%	1.89%	1.60%	1.89%	2.83%
Visiting an elderly relative or friend in their home	6.61%	17.29%	29.86%	53.82%	1.89%	6.31%	10.60%	26.72%	1.89%	1.60%	1.89%	2.83%
Moderate-High Risk: 7												
Going to a hair salon or barbershop	8.24%	20.32%	34.71%	54.22%	3.67%	9.36%	15.74%	31.57%	1.68%	1.57%	1.85%	2.39%
Eating in a restaurant (inside)	8.61%	15.33%	27.92%	45.12%	4.15%	8.26%	13.89%	23.36%	0.32%	0.55%	0.64%	0.64%
Attending a wedding or funeral	8.24%	20.32%	34.71%	54.22%	3.67%	9.36%	15.74%	31.57%	1.68%	1.57%	1.85%	2.39%
Traveling by plane	8.24%	20.32%	34.71%	54.22%	3.67%	9.36%	15.74%	31.57%	1.68%	1.57%	1.85%	2.39%
Playing basketball	8.24%	20.32%	34.71%	54.22%	3.67%	9.36%	15.74%	31.57%	1.68%	1.57%	1.85%	2.39%
Playing football	8.24%	20.32%	34.71%	54.22%	3.67%	9.36%	15.74%	31.57%	1.68%	1.57%	1.85%	2.39%
Hugging or shaking hands when greeting a friend	8.24%	20.32%	34.71%	54.22%	3.67%	9.36%	15.74%	31.57%	1.68%	1.57%	1.85%	2.39%
High Risk: 8												
Eating at a buffet	8.81%	21.72%	37.11%	57.96%	3.93%	10.01%	16.83%	33.75%	1.80%	1.67%	1.98%	2.56%
Working out at a gym	8.81%	21.72%	37.11%	57.96%	3.93%	10.01%	16.83%	33.75%	1.80%	1.67%	1.98%	2.56%
Going to an amusement park	8.81%	21.72%	37.11%	57.96%	3.93%	10.01%	16.83%	33.75%	1.80%	1.67%	1.98%	2.56%
Going to a movie theater	8.81%	21.72%	37.11%	57.96%	3.93%	10.01%	16.83%	33.75%	1.80%	1.67%	1.98%	2.56%
Very High Risk: 9												
Attending a large music concert	9.35%	23.04%	39.36%	61.48%	4.17%	10.61%	17.85%	35.80%	1.91%	1.78%	2.10%	2.71%
Going to a sports stadium	9.35%	23.04%	39.36%	61.48%	4.17%	10.61%	17.85%	35.80%	1.91%	1.78%	2.10%	2.71%
Attending a religious service with 500-plus worshippers	9.35%	23.04%	39.36%	61.48%	4.17%	10.61%	17.85%	35.80%	1.91%	1.78%	2.10%	2.71%
Going to a bar	9.35%	23.04%	39.36%	61.48%	4.17%	10.61%	17.85%	35.80%	1.91%	1.78%	2.10%	2.71%

South Korea – A Model to Succeed

Risk Factor for Every Activity

Safe



Activities - General Risk & Ranking	South Korea (No Mask - No Distance)				South Korea (Mask - Social Distance)				South Korea (Mask - Social Distance - Touchless (Reduce Touches by Factor of 10))			
	Low/Minimal Crowd	Moderate Crowd	Medium/Substantial Crowd	Highly Crowded	Low/Minimal Crowd	Moderate Crowd	Medium/Substantial Crowd	Highly Crowded	Low/Minimal Crowd	Moderate Crowd	Medium/Substantial Crowd	Highly Crowded
Low Risk: 1												
Opening the mail	0.05%	0.33%	0.55%	0.75%	0.01%	0.04%	0.06%	0.09%	0.00%	0.00%	0.00%	0.00%
Low Risk: 2												
Getting restaurant takeout	0.07%	0.46%	0.78%	1.06%	0.01%	0.05%	0.09%	0.12%	0.00%	0.00%	0.00%	0.01%
Pumping gasoline	0.07%	0.46%	0.78%	1.06%	0.01%	0.05%	0.09%	0.12%	0.00%	0.00%	0.00%	0.01%
Playing tennis	0.07%	0.46%	0.78%	1.06%	0.01%	0.05%	0.09%	0.12%	0.00%	0.00%	0.00%	0.01%
Going camping	0.07%	0.46%	0.78%	1.06%	0.01%	0.05%	0.09%	0.12%	0.00%	0.00%	0.00%	0.01%
Low-Moderate Risk: 3												
Grocery shopping	0.22%	0.31%	0.55%	1.17%	0.02%	0.15%	0.31%	0.70%	0.00%	0.03%	0.05%	0.07%
Going for a walk, run, or bike ride with others	0.09%	0.57%	0.95%	1.29%	0.01%	0.07%	0.11%	0.15%	0.00%	0.00%	0.01%	0.01%
Playing golf	0.09%	0.57%	0.95%	1.29%	0.01%	0.07%	0.11%	0.15%	0.00%	0.00%	0.01%	0.01%
Low-Moderate Risk: 4												
Staying at a hotel for two nights	0.10%	0.66%	1.10%	1.49%	0.02%	0.11%	0.18%	0.25%	0.00%	0.00%	0.00%	0.00%
Sitting in a doctor's waiting room	0.10%	0.66%	1.10%	1.49%	0.02%	0.11%	0.18%	0.25%	0.00%	0.00%	0.00%	0.00%
Going to a library or museum	0.10%	0.66%	1.10%	1.49%	0.02%	0.11%	0.18%	0.25%	0.00%	0.00%	0.00%	0.00%
Eating in a restaurant (outside)	0.10%	0.66%	1.10%	1.49%	0.02%	0.11%	0.18%	0.25%	0.00%	0.00%	0.00%	0.00%
Walking in a busy downtown	0.10%	0.66%	1.10%	1.49%	0.02%	0.11%	0.18%	0.25%	0.00%	0.00%	0.00%	0.00%
Spending an hour at a playground	0.10%	0.66%	1.10%	1.49%	0.02%	0.11%	0.18%	0.25%	0.00%	0.00%	0.00%	0.00%
Moderate Risk: 5												
Having dinner at someone else's house	0.23%	0.77%	1.30%	2.18%	0.02%	0.08%	0.13%	0.22%	0.00%	0.01%	0.01%	0.02%
Attending a backyard barbecue	0.22%	0.75%	1.26%	2.11%	0.00%	0.01%	0.02%	0.04%	0.00%	0.00%	0.00%	0.01%
Going to a beach	0.23%	0.76%	1.28%	2.15%	0.01%	0.05%	0.08%	0.13%	0.00%	0.01%	0.01%	0.01%
Shopping at a mall	0.23%	0.76%	1.28%	2.15%	0.01%	0.05%	0.08%	0.13%	0.00%	0.01%	0.01%	0.01%
Moderate Risk: 6												
Sending kids to school, camp, or day care	0.30%	0.99%	1.66%	2.73%	0.12%	0.40%	0.66%	1.52%	0.12%	0.10%	0.12%	0.16%
Working a week in an office building	0.24%	0.44%	0.85%	2.07%	0.03%	0.12%	0.19%	0.65%	0.03%	0.03%	0.03%	0.07%
Swimming in a public pool	0.27%	0.71%	1.26%	2.40%	0.08%	0.26%	0.43%	1.08%	0.08%	0.06%	0.08%	0.12%
Visiting an elderly relative or friend in their home	0.27%	0.71%	1.26%	2.40%	0.08%	0.26%	0.43%	1.08%	0.08%	0.06%	0.08%	0.12%
Moderate-High Risk: 7												
Going to a hair salon or barbershop	0.34%	0.84%	1.47%	2.44%	0.15%	0.38%	0.64%	1.28%	0.07%	0.06%	0.08%	0.10%
Eating in a restaurant (inside)	0.35%	0.63%	1.17%	1.97%	0.17%	0.33%	0.56%	0.95%	0.01%	0.02%	0.03%	0.03%
Attending a wedding or funeral	0.34%	0.84%	1.47%	2.44%	0.15%	0.38%	0.64%	1.28%	0.07%	0.06%	0.08%	0.10%
Traveling by plane	0.34%	0.84%	1.47%	2.44%	0.15%	0.38%	0.64%	1.28%	0.07%	0.06%	0.08%	0.10%
Playing basketball	0.34%	0.84%	1.47%	2.44%	0.15%	0.38%	0.64%	1.28%	0.07%	0.06%	0.08%	0.10%
Playing football	0.34%	0.84%	1.47%	2.44%	0.15%	0.38%	0.64%	1.28%	0.07%	0.06%	0.08%	0.10%
Hugging or shaking hands when greeting a friend	0.34%	0.84%	1.47%	2.44%	0.15%	0.38%	0.64%	1.28%	0.07%	0.06%	0.08%	0.10%
High Risk: 8												
Eating at a buffet	0.36%	0.90%	1.57%	2.61%	0.16%	0.41%	0.68%	1.37%	0.07%	0.07%	0.08%	0.10%
Working out at a gym	0.36%	0.90%	1.57%	2.61%	0.16%	0.41%	0.68%	1.37%	0.07%	0.07%	0.08%	0.10%
Going to an amusement park	0.36%	0.90%	1.57%	2.61%	0.16%	0.41%	0.68%	1.37%	0.07%	0.07%	0.08%	0.10%
Going to a movie theater	0.36%	0.90%	1.57%	2.61%	0.16%	0.41%	0.68%	1.37%	0.07%	0.07%	0.08%	0.10%
Very High Risk: 9												
Attending a large music concert	0.38%	0.95%	1.67%	2.77%	0.17%	0.43%	0.72%	1.45%	0.08%	0.07%	0.09%	0.11%
Going to a sports stadium	0.38%	0.95%	1.67%	2.77%	0.17%	0.43%	0.72%	1.45%	0.08%	0.07%	0.09%	0.11%
Attending a religious service with 500-plus worshippers	0.38%	0.95%	1.67%	2.77%	0.17%	0.43%	0.72%	1.45%	0.08%	0.07%	0.09%	0.11%
Going to a bar	0.38%	0.95%	1.67%	2.77%	0.17%	0.43%	0.72%	1.45%	0.08%	0.07%	0.09%	0.11%

Azerbaijan

Risk Factor for Every Activity

SUBSTANTIAL



Activities - General Risk & Ranking	Azerbaijan (No Mask - No Distance)				Azerbaijan (Mask - Social Distance)				Azerbaijan (Mask - Social Distance - Touchless (Reduce Touches by Factor of 10))			
	Low/Minimal Crowd	Moderate Crowd	Medium/Substantial Crowd	Highly Crowded	Low/Minimal Crowd	Moderate Crowd	Medium/Substantial Crowd	Highly Crowded	Low/Minimal Crowd	Moderate Crowd	Medium/Substantial Crowd	Highly Crowded
Low Risk: 1												
Opening the mail	0.94%	6.25%	10.52%	14.26%	0.11%	0.73%	1.22%	1.66%	0.00%	0.01%	0.01%	0.02%
Low Risk: 2												
Getting restaurant takeout	1.33%	8.85%	14.88%	20.16%	0.15%	1.03%	1.73%	2.35%	0.00%	0.01%	0.02%	0.03%
Pumping gasoline	1.33%	8.85%	14.88%	20.16%	0.15%	1.03%	1.73%	2.35%	0.00%	0.01%	0.02%	0.03%
Playing tennis	1.33%	8.85%	14.88%	20.16%	0.15%	1.03%	1.73%	2.35%	0.00%	0.01%	0.02%	0.03%
Going camping	1.33%	8.85%	14.88%	20.16%	0.15%	1.03%	1.73%	2.35%	0.00%	0.01%	0.02%	0.03%
Low-Moderate Risk: 3												
Grocery shopping	4.13%	5.82%	10.44%	21.69%	0.41%	2.94%	5.85%	13.34%	0.07%	0.52%	0.88%	1.41%
Going for a walk, run, or bike ride with others	1.63%	10.83%	18.22%	24.69%	0.19%	1.26%	2.12%	2.87%	0.00%	0.01%	0.02%	0.03%
Playing golf	1.63%	10.83%	18.22%	24.69%	0.19%	1.26%	2.12%	2.87%	0.00%	0.01%	0.02%	0.03%
Low-Moderate Risk: 4												
Staying at a hotel for two nights	1.88%	12.51%	21.04%	28.51%	0.18%	1.19%	2.00%	2.71%	0.00%	0.00%	0.00%	0.00%
Sitting in a doctor's waiting room	1.88%	12.51%	21.04%	28.51%	0.18%	1.19%	2.00%	2.71%	0.00%	0.00%	0.00%	0.00%
Going to a library or museum	1.88%	12.51%	21.04%	28.51%	0.18%	1.19%	2.00%	2.71%	0.00%	0.00%	0.00%	0.00%
Eating in a restaurant (outside)	1.88%	12.51%	21.04%	28.51%	0.18%	1.19%	2.00%	2.71%	0.00%	0.00%	0.00%	0.00%
Walking in a busy downtown	1.88%	12.51%	21.04%	28.51%	0.18%	1.19%	2.00%	2.71%	0.00%	0.00%	0.00%	0.00%
Spending an hour at a playground	1.88%	12.51%	21.04%	28.51%	0.18%	1.19%	2.00%	2.71%	0.00%	0.00%	0.00%	0.00%
Moderate Risk: 5												
Having dinner at someone else's house	4.40%	14.68%	24.61%	41.14%	0.44%	1.47%	2.48%	4.17%	0.08%	0.22%	0.26%	0.26%
Attending a backyard barbecue	4.26%	14.25%	23.97%	40.28%	0.08%	0.26%	0.44%	0.74%	0.01%	0.04%	0.05%	0.05%
Going to a beach	4.33%	14.47%	24.29%	40.71%	0.26%	0.87%	1.46%	2.45%	0.05%	0.13%	0.15%	0.16%
Shopping at a mall	4.33%	14.47%	24.29%	40.71%	0.26%	0.87%	1.46%	2.45%	0.05%	0.13%	0.15%	0.16%
Moderate Risk: 6												
Sending kids to school, camp, or day care	5.62%	18.51%	30.52%	47.49%	2.26%	7.55%	12.69%	28.93%	2.26%	1.91%	2.26%	3.06%
Working a week in an office building	4.60%	8.35%	16.11%	37.95%	0.66%	2.20%	3.70%	12.37%	0.66%	0.56%	0.66%	1.31%
Swimming in a public pool	5.11%	13.43%	23.32%	42.72%	1.46%	4.87%	8.20%	20.65%	1.46%	1.23%	1.46%	2.18%
Visiting an elderly relative or friend in their home	5.11%	13.43%	23.32%	42.72%	1.46%	4.87%	8.20%	20.65%	1.46%	1.23%	1.46%	2.18%
Moderate-High Risk: 7												
Going to a hair salon or barbershop	6.38%	15.79%	27.16%	43.14%	2.84%	7.23%	12.16%	24.40%	1.30%	1.21%	1.43%	1.85%
Eating in a restaurant (inside)	6.66%	11.90%	21.79%	35.60%	3.21%	6.38%	10.74%	18.06%	0.25%	0.42%	0.50%	0.50%
Attending a wedding or funeral	6.38%	15.79%	27.16%	43.14%	2.84%	7.23%	12.16%	24.40%	1.30%	1.21%	1.43%	1.85%
Traveling by plane	6.38%	15.79%	27.16%	43.14%	2.84%	7.23%	12.16%	24.40%	1.30%	1.21%	1.43%	1.85%
Playing basketball	6.38%	15.79%	27.16%	43.14%	2.84%	7.23%	12.16%	24.40%	1.30%	1.21%	1.43%	1.85%
Playing football	6.38%	15.79%	27.16%	43.14%	2.84%	7.23%	12.16%	24.40%	1.30%	1.21%	1.43%	1.85%
Hugging or shaking hands when greeting a friend	6.38%	15.79%	27.16%	43.14%	2.84%	7.23%	12.16%	24.40%	1.30%	1.21%	1.43%	1.85%
High Risk: 8												
Eating at a buffet	6.82%	16.88%	29.04%	46.12%	3.04%	7.73%	13.00%	26.08%	1.39%	1.29%	1.53%	1.97%
Working out at a gym	6.82%	16.88%	29.04%	46.12%	3.04%	7.73%	13.00%	26.08%	1.39%	1.29%	1.53%	1.97%
Going to an amusement park	6.82%	16.88%	29.04%	46.12%	3.04%	7.73%	13.00%	26.08%	1.39%	1.29%	1.53%	1.97%
Going to a movie theater	6.82%	16.88%	29.04%	46.12%	3.04%	7.73%	13.00%	26.08%	1.39%	1.29%	1.53%	1.97%
Very High Risk: 9												
Attending a large music concert	7.23%	17.91%	30.80%	48.92%	3.22%	8.20%	13.79%	27.66%	1.48%	1.37%	1.62%	2.09%
Going to a sports stadium	7.23%	17.91%	30.80%	48.92%	3.22%	8.20%	13.79%	27.66%	1.48%	1.37%	1.62%	2.09%
Attending a religious service with 500-plus worshippers	7.23%	17.91%	30.80%	48.92%	3.22%	8.20%	13.79%	27.66%	1.48%	1.37%	1.62%	2.09%
Going to a bar	7.23%	17.91%	30.80%	48.92%	3.22%	8.20%	13.79%	27.66%	1.48%	1.37%	1.62%	2.09%

IRAN

SUBSTANTIAL



Risk Factor for Every Activity

Activities - General Risk & Ranking	IRAN (No Mask - No Distance)				IRAN (Mask - Social Distance)				IRAN (Mask - Social Distance - Touchless (Reduce Touches by Factor of 10))			
	Low/Minimal Crowd	Moderate Crowd	Medium/Substantial Crowd	Highly Crowded	Low/Minimal Crowd	Moderate Crowd	Medium/Substantial Crowd	Highly Crowded	Low/Minimal Crowd	Moderate Crowd	Medium/Substantial Crowd	Highly Crowded
Low Risk: 1												
Opening the mail	0.84%	5.58%	9.38%	12.72%	0.10%	0.65%	1.09%	1.48%	0.00%	0.01%	0.01%	0.02%
Low Risk: 2												
Getting restaurant takeout	1.19%	7.89%	13.27%	17.99%	0.14%	0.92%	1.54%	2.09%	0.00%	0.01%	0.02%	0.02%
Pumping gasoline	1.19%	7.89%	13.27%	17.99%	0.14%	0.92%	1.54%	2.09%	0.00%	0.01%	0.02%	0.02%
Playing tennis	1.19%	7.89%	13.27%	17.99%	0.14%	0.92%	1.54%	2.09%	0.00%	0.01%	0.02%	0.02%
Going camping	1.19%	7.89%	13.27%	17.99%	0.14%	0.92%	1.54%	2.09%	0.00%	0.01%	0.02%	0.02%
Low-Moderate Risk: 3												
Grocery shopping	3.68%	5.20%	9.33%	19.44%	0.37%	2.63%	5.22%	11.90%	0.07%	0.47%	0.79%	1.26%
Going for a walk, run, or bike ride with others	1.45%	9.66%	16.25%	22.03%	0.17%	1.12%	1.89%	2.56%	0.00%	0.01%	0.02%	0.03%
Playing golf	1.45%	9.66%	16.25%	22.03%	0.17%	1.12%	1.89%	2.56%	0.00%	0.01%	0.02%	0.03%
Low-Moderate Risk: 4												
Staying at a hotel for two nights	1.68%	11.16%	18.77%	25.44%	0.16%	1.06%	1.78%	2.42%	0.00%	0.00%	0.00%	0.00%
Sitting in a doctor's waiting room	1.68%	11.16%	18.77%	25.44%	0.16%	1.06%	1.78%	2.42%	0.00%	0.00%	0.00%	0.00%
Going to a library or museum	1.68%	11.16%	18.77%	25.44%	0.16%	1.06%	1.78%	2.42%	0.00%	0.00%	0.00%	0.00%
Eating in a restaurant (outside)	1.68%	11.16%	18.77%	25.44%	0.16%	1.06%	1.78%	2.42%	0.00%	0.00%	0.00%	0.00%
Walking in a busy downtown	1.68%	11.16%	18.77%	25.44%	0.16%	1.06%	1.78%	2.42%	0.00%	0.00%	0.00%	0.00%
Spending an hour at a playground	1.68%	11.16%	18.77%	25.44%	0.16%	1.06%	1.78%	2.42%	0.00%	0.00%	0.00%	0.00%
Moderate Risk: 5												
Having dinner at someone else's house	3.93%	13.10%	21.98%	36.76%	0.39%	1.31%	2.21%	3.72%	0.07%	0.20%	0.23%	0.23%
Attending a backyard barbecue	3.80%	12.72%	21.38%	35.94%	0.07%	0.23%	0.39%	0.66%	0.01%	0.04%	0.04%	0.04%
Going to a beach	3.87%	12.91%	21.68%	36.35%	0.23%	0.77%	1.30%	2.19%	0.04%	0.12%	0.14%	0.14%
Shopping at a mall	3.87%	12.91%	21.68%	36.35%	0.23%	0.77%	1.30%	2.19%	0.04%	0.12%	0.14%	0.14%
Moderate Risk: 6												
Sending kids to school, camp, or day care	5.02%	16.56%	27.38%	42.97%	2.01%	6.73%	11.32%	25.81%	2.01%	1.70%	2.01%	2.73%
Working a week in an office building	4.11%	7.46%	14.39%	34.07%	0.59%	1.96%	3.30%	11.04%	0.59%	0.50%	0.59%	1.17%
Swimming in a public pool	4.56%	12.01%	20.89%	38.52%	1.30%	4.35%	7.31%	18.42%	1.30%	1.10%	1.30%	1.95%
Visiting an elderly relative or friend in their home	4.56%	12.01%	20.89%	38.52%	1.30%	4.35%	7.31%	18.42%	1.30%	1.10%	1.30%	1.95%
Moderate-High Risk: 7												
Going to a hair salon or barbershop	5.70%	14.12%	24.35%	38.94%	2.53%	6.45%	10.85%	21.77%	1.16%	1.08%	1.28%	1.65%
Eating in a restaurant (inside)	5.95%	10.64%	19.52%	32.02%	2.86%	5.70%	9.58%	16.11%	0.22%	0.38%	0.44%	0.44%
Attending a wedding or funeral	5.70%	14.12%	24.35%	38.94%	2.53%	6.45%	10.85%	21.77%	1.16%	1.08%	1.28%	1.65%
Traveling by plane	5.70%	14.12%	24.35%	38.94%	2.53%	6.45%	10.85%	21.77%	1.16%	1.08%	1.28%	1.65%
Playing basketball	5.70%	14.12%	24.35%	38.94%	2.53%	6.45%	10.85%	21.77%	1.16%	1.08%	1.28%	1.65%
Playing football	5.70%	14.12%	24.35%	38.94%	2.53%	6.45%	10.85%	21.77%	1.16%	1.08%	1.28%	1.65%
Hugging or shaking hands when greeting a friend	5.70%	14.12%	24.35%	38.94%	2.53%	6.45%	10.85%	21.77%	1.16%	1.08%	1.28%	1.65%
High Risk: 8												
Eating at a buffet	6.09%	15.10%	26.03%	41.63%	2.71%	6.90%	11.60%	23.27%	1.24%	1.15%	1.36%	1.76%
Working out at a gym	6.09%	15.10%	26.03%	41.63%	2.71%	6.90%	11.60%	23.27%	1.24%	1.15%	1.36%	1.76%
Going to an amusement park	6.09%	15.10%	26.03%	41.63%	2.71%	6.90%	11.60%	23.27%	1.24%	1.15%	1.36%	1.76%
Going to a movie theater	6.09%	15.10%	26.03%	41.63%	2.71%	6.90%	11.60%	23.27%	1.24%	1.15%	1.36%	1.76%
Very High Risk: 9												
Attending a large music concert	6.46%	16.02%	27.61%	44.16%	2.87%	7.32%	12.31%	24.68%	1.32%	1.22%	1.45%	1.87%
Going to a sports stadium	6.46%	16.02%	27.61%	44.16%	2.87%	7.32%	12.31%	24.68%	1.32%	1.22%	1.45%	1.87%
Attending a religious service with 500-plus worshippers	6.46%	16.02%	27.61%	44.16%	2.87%	7.32%	12.31%	24.68%	1.32%	1.22%	1.45%	1.87%
Going to a bar	6.46%	16.02%	27.61%	44.16%	2.87%	7.32%	12.31%	24.68%	1.32%	1.22%	1.45%	1.87%



Risk Factor for Every Activity

Activities - General Risk & Ranking	Israel (No Mask - No Distance)				Israel (Mask - Social Distance)				Israel (Mask - Social Distance - Touchless (Reduce Touches by Factor of 10)			
	Low/Minimal Crowd	Moderate Crowd	Medium/Substantial Crowd	Highly Crowded	Low/Minimal Crowd	Moderate Crowd	Medium/Substantial Crowd	Highly Crowded	Low/Minimal Crowd	Moderate Crowd	Medium/Substantial Crowd	Highly Crowded
Low Risk: 1												
Opening the mail	0.51%	3.37%	5.67%	7.69%	0.06%	0.39%	0.66%	0.89%	0.00%	0.00%	0.01%	0.01%
Low Risk: 2												
Getting restaurant takeout	0.72%	4.77%	8.02%	10.87%	0.08%	0.56%	0.93%	1.27%	0.00%	0.01%	0.01%	0.02%
Pumping gasoline	0.72%	4.77%	8.02%	10.87%	0.08%	0.56%	0.93%	1.27%	0.00%	0.01%	0.01%	0.02%
Playing tennis	0.72%	4.77%	8.02%	10.87%	0.08%	0.56%	0.93%	1.27%	0.00%	0.01%	0.01%	0.02%
Going camping	0.72%	4.77%	8.02%	10.87%	0.08%	0.56%	0.93%	1.27%	0.00%	0.01%	0.01%	0.02%
Low-Moderate Risk: 3												
Grocery shopping	2.23%	3.15%	5.67%	11.91%	0.22%	1.59%	3.16%	7.20%	0.04%	0.28%	0.47%	0.76%
Going for a walk, run, or bike ride with others	0.88%	5.84%	9.82%	13.32%	0.10%	0.68%	1.14%	1.55%	0.00%	0.01%	0.01%	0.02%
Playing golf	0.88%	5.84%	9.82%	13.32%	0.10%	0.68%	1.14%	1.55%	0.00%	0.01%	0.01%	0.02%
Low-Moderate Risk: 4												
Staying at a hotel for two nights	1.01%	6.75%	11.34%	15.38%	0.12%	0.78%	1.32%	1.79%	0.00%	0.00%	0.00%	0.00%
Sitting in a doctor's waiting room	1.01%	6.75%	11.34%	15.38%	0.12%	0.78%	1.32%	1.79%	0.00%	0.00%	0.00%	0.00%
Going to a library or museum	1.01%	6.75%	11.34%	15.38%	0.12%	0.78%	1.32%	1.79%	0.00%	0.00%	0.00%	0.00%
Eating in a restaurant (outside)	1.01%	6.75%	11.34%	15.38%	0.12%	0.78%	1.32%	1.79%	0.00%	0.00%	0.00%	0.00%
Walking in a busy downtown	1.01%	6.75%	11.34%	15.38%	0.12%	0.78%	1.32%	1.79%	0.00%	0.00%	0.00%	0.00%
Spending an hour at a playground	1.01%	6.75%	11.34%	15.38%	0.12%	0.78%	1.32%	1.79%	0.00%	0.00%	0.00%	0.00%
Moderate Risk: 5												
Having dinner at someone else's house	2.37%	7.93%	13.31%	22.33%	0.24%	0.79%	1.34%	2.25%	0.04%	0.12%	0.14%	0.14%
Attending a backyard barbecue	2.30%	7.69%	12.93%	21.74%	0.04%	0.14%	0.24%	0.40%	0.01%	0.02%	0.03%	0.03%
Going to a beach	2.34%	7.81%	13.12%	22.03%	0.14%	0.47%	0.79%	1.32%	0.03%	0.07%	0.08%	0.08%
Shopping at a mall	2.34%	7.81%	13.12%	22.03%	0.14%	0.47%	0.79%	1.32%	0.03%	0.07%	0.08%	0.08%
Moderate Risk: 6												
Sending kids to school, camp, or day care	3.04%	10.09%	16.81%	26.97%	1.22%	4.07%	6.84%	15.60%	1.22%	1.03%	1.22%	1.65%
Working a week in an office building	2.48%	4.52%	8.73%	20.94%	0.35%	1.19%	2.00%	6.67%	0.35%	0.30%	0.36%	0.71%
Swimming in a public pool	2.76%	7.30%	12.77%	23.96%	0.79%	2.63%	4.42%	11.14%	0.79%	0.66%	0.79%	1.18%
Visiting an elderly relative or friend in their home	2.76%	7.30%	12.77%	23.96%	0.79%	2.63%	4.42%	11.14%	0.79%	0.66%	0.79%	1.18%
Moderate-High Risk: 7												
Going to a hair salon or barbershop	3.45%	8.59%	14.92%	24.28%	1.53%	3.90%	6.56%	13.16%	0.70%	0.65%	0.77%	1.00%
Eating in a restaurant (inside)	3.60%	6.46%	11.93%	19.79%	1.73%	3.44%	5.79%	9.74%	0.14%	0.23%	0.27%	0.27%
Attending a wedding or funeral	3.45%	8.59%	14.92%	24.28%	1.53%	3.90%	6.56%	13.16%	0.70%	0.65%	0.77%	1.00%
Traveling by plane	3.45%	8.59%	14.92%	24.28%	1.53%	3.90%	6.56%	13.16%	0.70%	0.65%	0.77%	1.00%
Playing basketball	3.45%	8.59%	14.92%	24.28%	1.53%	3.90%	6.56%	13.16%	0.70%	0.65%	0.77%	1.00%
Playing football	3.45%	8.59%	14.92%	24.28%	1.53%	3.90%	6.56%	13.16%	0.70%	0.65%	0.77%	1.00%
Hugging or shaking hands when greeting a friend	3.45%	8.59%	14.92%	24.28%	1.53%	3.90%	6.56%	13.16%	0.70%	0.65%	0.77%	1.00%
High Risk: 8												
Eating at a buffet	3.69%	9.19%	15.95%	25.96%	1.64%	4.17%	7.01%	14.07%	0.75%	0.70%	0.82%	1.07%
Working out at a gym	3.69%	9.19%	15.95%	25.96%	1.64%	4.17%	7.01%	14.07%	0.75%	0.70%	0.82%	1.07%
Going to an amusement park	3.69%	9.19%	15.95%	25.96%	1.64%	4.17%	7.01%	14.07%	0.75%	0.70%	0.82%	1.07%
Going to a movie theater	3.69%	9.19%	15.95%	25.96%	1.64%	4.17%	7.01%	14.07%	0.75%	0.70%	0.82%	1.07%
Very High Risk: 9												
Attending a large music concert	3.91%	9.74%	16.92%	27.54%	1.74%	4.42%	7.44%	14.92%	0.80%	0.74%	0.88%	1.13%
Going to a sports stadium	3.91%	9.74%	16.92%	27.54%	1.74%	4.42%	7.44%	14.92%	0.80%	0.74%	0.88%	1.13%
Attending a religious service with 500-plus worshippers	3.91%	9.74%	16.92%	27.54%	1.74%	4.42%	7.44%	14.92%	0.80%	0.74%	0.88%	1.13%
Going to a bar	3.91%	9.74%	16.92%	27.54%	1.74%	4.42%	7.44%	14.92%	0.80%	0.74%	0.88%	1.13%

Kazakhstan

MINIMAL



Risk Factor for Every Activity

Activities - General Risk & Ranking	Kazakhstan (No Mask - No Distance)				Kazakhstan (Mask - Social Distance)				Kazakhstan (Mask - Social Distance - Touchless (Reduce Touches by Factor of 10))			
	Low/Minimal Crowd	Moderate Crowd	Medium/Substantial Crowd	Highly Crowded	Low/Minimal Crowd	Moderate Crowd	Medium/Substantial Crowd	Highly Crowded	Low/Minimal Crowd	Moderate Crowd	Medium/Substantial Crowd	Highly Crowded
Low Risk: 1												
Opening the mail	0.39%	2.60%	4.37%	5.92%	0.05%	0.30%	0.51%	0.69%	0.00%	0.00%	0.01%	0.01%
Low Risk: 2												
Getting restaurant takeout	0.55%	3.67%	6.18%	8.37%	0.06%	0.43%	0.72%	0.97%	0.00%	0.01%	0.01%	0.01%
Pumping gasoline	0.55%	3.67%	6.18%	8.37%	0.06%	0.43%	0.72%	0.97%	0.00%	0.01%	0.01%	0.01%
Playing tennis	0.55%	3.67%	6.18%	8.37%	0.06%	0.43%	0.72%	0.97%	0.00%	0.01%	0.01%	0.01%
Going camping	0.55%	3.67%	6.18%	8.37%	0.06%	0.43%	0.72%	0.97%	0.00%	0.01%	0.01%	0.01%
Low-Moderate Risk: 3												
Grocery shopping	1.71%	2.42%	4.37%	9.21%	0.17%	1.22%	2.43%	5.54%	0.03%	0.22%	0.37%	0.59%
Going for a walk, run, or bike ride with others	0.68%	4.50%	7.56%	10.25%	0.08%	0.52%	0.88%	1.19%	0.00%	0.01%	0.01%	0.02%
Playing golf	0.68%	4.50%	7.56%	10.25%	0.08%	0.52%	0.88%	1.19%	0.00%	0.01%	0.01%	0.02%
Low-Moderate Risk: 4												
Staying at a hotel for two nights	0.78%	5.19%	8.73%	11.84%	0.09%	0.60%	1.02%	1.38%	0.00%	0.00%	0.00%	0.00%
Sitting in a doctor's waiting room	0.78%	5.19%	8.73%	11.84%	0.09%	0.60%	1.02%	1.38%	0.00%	0.00%	0.00%	0.00%
Going to a library or museum	0.78%	5.19%	8.73%	11.84%	0.09%	0.60%	1.02%	1.38%	0.00%	0.00%	0.00%	0.00%
Eating in a restaurant (outside)	0.78%	5.19%	8.73%	11.84%	0.09%	0.60%	1.02%	1.38%	0.00%	0.00%	0.00%	0.00%
Walking in a busy downtown	0.78%	5.19%	8.73%	11.84%	0.09%	0.60%	1.02%	1.38%	0.00%	0.00%	0.00%	0.00%
Spending an hour at a playground	0.78%	5.19%	8.73%	11.84%	0.09%	0.60%	1.02%	1.38%	0.00%	0.00%	0.00%	0.00%
Moderate Risk: 5												
Having dinner at someone else's house	1.83%	6.11%	10.26%	17.22%	0.18%	0.61%	1.03%	1.73%	0.03%	0.09%	0.11%	0.11%
Attending a backyard barbecue	1.77%	5.92%	9.95%	16.74%	0.03%	0.11%	0.18%	0.31%	0.01%	0.02%	0.02%	0.02%
Going to a beach	1.80%	6.01%	10.11%	16.98%	0.11%	0.36%	0.61%	1.02%	0.02%	0.05%	0.06%	0.07%
Shopping at a mall	1.80%	6.01%	10.11%	16.98%	0.11%	0.36%	0.61%	1.02%	0.02%	0.05%	0.06%	0.07%
Moderate Risk: 6												
Sending kids to school, camp, or day care	2.34%	7.79%	13.01%	21.04%	0.94%	3.13%	5.27%	12.01%	0.94%	0.79%	0.94%	1.27%
Working a week in an office building	1.91%	3.48%	6.73%	16.22%	0.27%	0.91%	1.54%	5.14%	0.27%	0.23%	0.27%	0.54%
Swimming in a public pool	2.13%	5.63%	9.87%	18.63%	0.61%	2.02%	3.40%	8.57%	0.61%	0.51%	0.61%	0.91%
Visiting an elderly relative or friend in their home	2.13%	5.63%	9.87%	18.63%	0.61%	2.02%	3.40%	8.57%	0.61%	0.51%	0.61%	0.91%
Moderate-High Risk: 7												
Going to a hair salon or barbershop	2.66%	6.63%	11.54%	18.90%	1.18%	3.00%	5.05%	10.13%	0.54%	0.50%	0.59%	0.77%
Eating in a restaurant (inside)	2.78%	4.98%	9.22%	15.36%	1.33%	2.65%	4.46%	7.50%	0.10%	0.17%	0.21%	0.21%
Attending a wedding or funeral	2.66%	6.63%	11.54%	18.90%	1.18%	3.00%	5.05%	10.13%	0.54%	0.50%	0.59%	0.77%
Traveling by plane	2.66%	6.63%	11.54%	18.90%	1.18%	3.00%	5.05%	10.13%	0.54%	0.50%	0.59%	0.77%
Playing basketball	2.66%	6.63%	11.54%	18.90%	1.18%	3.00%	5.05%	10.13%	0.54%	0.50%	0.59%	0.77%
Playing football	2.66%	6.63%	11.54%	18.90%	1.18%	3.00%	5.05%	10.13%	0.54%	0.50%	0.59%	0.77%
Hugging or shaking hands when greeting a friend	2.66%	6.63%	11.54%	18.90%	1.18%	3.00%	5.05%	10.13%	0.54%	0.50%	0.59%	0.77%
High Risk: 8												
Eating at a buffet	2.84%	7.09%	12.34%	20.20%	1.26%	3.21%	5.40%	10.83%	0.58%	0.54%	0.64%	0.82%
Working out at a gym	2.84%	7.09%	12.34%	20.20%	1.26%	3.21%	5.40%	10.83%	0.58%	0.54%	0.64%	0.82%
Going to an amusement park	2.84%	7.09%	12.34%	20.20%	1.26%	3.21%	5.40%	10.83%	0.58%	0.54%	0.64%	0.82%
Going to a movie theater	2.84%	7.09%	12.34%	20.20%	1.26%	3.21%	5.40%	10.83%	0.58%	0.54%	0.64%	0.82%
Very High Risk: 9												
Attending a large music concert	3.01%	7.52%	13.09%	21.43%	1.34%	3.40%	5.73%	11.48%	0.61%	0.57%	0.67%	0.87%
Going to a sports stadium	3.01%	7.52%	13.09%	21.43%	1.34%	3.40%	5.73%	11.48%	0.61%	0.57%	0.67%	0.87%
Attending a religious service with 500-plus worshippers	3.01%	7.52%	13.09%	21.43%	1.34%	3.40%	5.73%	11.48%	0.61%	0.57%	0.67%	0.87%
Going to a bar	3.01%	7.52%	13.09%	21.43%	1.34%	3.40%	5.73%	11.48%	0.61%	0.57%	0.67%	0.87%

Kyrgyzstan

MODERATE



Risk Factor for Every Activity

Activities - General Risk & Ranking	Kyrgyzstan (No Mask - No Distance)				Kyrgyzstan (Mask - Social Distance)				Kyrgyzstan (Mask - Social Distance - Touchless (Reduce Touches by Factor of 10))			
	Low/Minimal Crowd	Moderate Crowd	Medium/Substantial Crowd	Highly Crowded	Low/Minimal Crowd	Moderate Crowd	Medium/Substantial Crowd	Highly Crowded	Low/Minimal Crowd	Moderate Crowd	Medium/Substantial Crowd	Highly Crowded
Low Risk: 1												
Opening the mail	0.53%	3.50%	5.88%	7.97%	0.06%	0.41%	0.68%	0.93%	0.00%	0.01%	0.01%	0.01%
Low Risk: 2												
Getting restaurant takeout	0.74%	4.95%	8.32%	11.27%	0.09%	0.58%	0.97%	1.31%	0.00%	0.01%	0.01%	0.02%
Pumping gasoline	0.74%	4.95%	8.32%	11.27%	0.09%	0.58%	0.97%	1.31%	0.00%	0.01%	0.01%	0.02%
Playing tennis	0.74%	4.95%	8.32%	11.27%	0.09%	0.58%	0.97%	1.31%	0.00%	0.01%	0.01%	0.02%
Going camping	0.74%	4.95%	8.32%	11.27%	0.09%	0.58%	0.97%	1.31%	0.00%	0.01%	0.01%	0.02%
Low-Moderate Risk: 3												
Grocery shopping	2.31%	3.26%	5.87%	12.34%	0.23%	1.65%	3.27%	7.46%	0.04%	0.29%	0.49%	0.79%
Going for a walk, run, or bike ride with others	0.91%	6.06%	10.19%	13.81%	0.11%	0.70%	1.19%	1.61%	0.00%	0.01%	0.01%	0.02%
Playing golf	0.91%	6.06%	10.19%	13.81%	0.11%	0.70%	1.19%	1.61%	0.00%	0.01%	0.01%	0.02%
Low-Moderate Risk: 4												
Staying at a hotel for two nights	1.05%	6.99%	11.76%	15.94%	0.12%	0.81%	1.37%	1.85%	0.00%	0.00%	0.00%	0.00%
Sitting in a doctor's waiting room	1.05%	6.99%	11.76%	15.94%	0.12%	0.81%	1.37%	1.85%	0.00%	0.00%	0.00%	0.00%
Going to a library or museum	1.05%	6.99%	11.76%	15.94%	0.12%	0.81%	1.37%	1.85%	0.00%	0.00%	0.00%	0.00%
Eating in a restaurant (outside)	1.05%	6.99%	11.76%	15.94%	0.12%	0.81%	1.37%	1.85%	0.00%	0.00%	0.00%	0.00%
Walking in a busy downtown	1.05%	6.99%	11.76%	15.94%	0.12%	0.81%	1.37%	1.85%	0.00%	0.00%	0.00%	0.00%
Spending an hour at a playground	1.05%	6.99%	11.76%	15.94%	0.12%	0.81%	1.37%	1.85%	0.00%	0.00%	0.00%	0.00%
Moderate Risk: 5												
Having dinner at someone else's house	2.46%	8.22%	13.80%	23.14%	0.25%	0.82%	1.38%	2.33%	0.04%	0.12%	0.15%	0.15%
Attending a backyard barbecue	2.38%	7.97%	13.40%	22.54%	0.04%	0.15%	0.25%	0.41%	0.01%	0.02%	0.03%	0.03%
Going to a beach	2.42%	8.10%	13.60%	22.84%	0.15%	0.49%	0.82%	1.37%	0.03%	0.07%	0.09%	0.09%
Shopping at a mall	2.42%	8.10%	13.60%	22.84%	0.15%	0.49%	0.82%	1.37%	0.03%	0.07%	0.09%	0.09%
Moderate Risk: 6												
Sending kids to school, camp, or day care	3.15%	10.46%	17.41%	27.91%	1.26%	4.22%	7.10%	16.18%	1.26%	1.07%	1.26%	1.71%
Working a week in an office building	2.57%	4.68%	9.05%	21.69%	0.37%	1.23%	2.07%	6.92%	0.37%	0.31%	0.37%	0.73%
Swimming in a public pool	2.86%	7.57%	13.23%	24.80%	0.81%	2.72%	4.58%	11.55%	0.81%	0.69%	0.82%	1.22%
Visiting an elderly relative or friend in their home	2.86%	7.57%	13.23%	24.80%	0.81%	2.72%	4.58%	11.55%	0.81%	0.69%	0.82%	1.22%
Moderate-High Risk: 7												
Going to a hair salon or barbershop	3.58%	8.91%	15.46%	25.13%	1.59%	4.04%	6.80%	13.64%	0.73%	0.68%	0.80%	1.03%
Eating in a restaurant (inside)	3.74%	6.70%	12.36%	20.49%	1.80%	3.57%	6.00%	10.09%	0.14%	0.24%	0.28%	0.28%
Attending a wedding or funeral	3.58%	8.91%	15.46%	25.13%	1.59%	4.04%	6.80%	13.64%	0.73%	0.68%	0.80%	1.03%
Traveling by plane	3.58%	8.91%	15.46%	25.13%	1.59%	4.04%	6.80%	13.64%	0.73%	0.68%	0.80%	1.03%
Playing basketball	3.58%	8.91%	15.46%	25.13%	1.59%	4.04%	6.80%	13.64%	0.73%	0.68%	0.80%	1.03%
Playing football	3.58%	8.91%	15.46%	25.13%	1.59%	4.04%	6.80%	13.64%	0.73%	0.68%	0.80%	1.03%
Hugging or shaking hands when greeting a friend	3.58%	8.91%	15.46%	25.13%	1.59%	4.04%	6.80%	13.64%	0.73%	0.68%	0.80%	1.03%
High Risk: 8												
Eating at a buffet	3.82%	9.52%	16.53%	26.87%	1.70%	4.32%	7.27%	14.58%	0.78%	0.72%	0.86%	1.10%
Working out at a gym	3.82%	9.52%	16.53%	26.87%	1.70%	4.32%	7.27%	14.58%	0.78%	0.72%	0.86%	1.10%
Going to an amusement park	3.82%	9.52%	16.53%	26.87%	1.70%	4.32%	7.27%	14.58%	0.78%	0.72%	0.86%	1.10%
Going to a movie theater	3.82%	9.52%	16.53%	26.87%	1.70%	4.32%	7.27%	14.58%	0.78%	0.72%	0.86%	1.10%
Very High Risk: 9												
Attending a large music concert	4.05%	10.10%	17.53%	28.50%	1.80%	4.59%	7.71%	15.47%	0.83%	0.77%	0.91%	1.17%
Going to a sports stadium	4.05%	10.10%	17.53%	28.50%	1.80%	4.59%	7.71%	15.47%	0.83%	0.77%	0.91%	1.17%
Attending a religious service with 500-plus worshippers	4.05%	10.10%	17.53%	28.50%	1.80%	4.59%	7.71%	15.47%	0.83%	0.77%	0.91%	1.17%
Going to a bar	4.05%	10.10%	17.53%	28.50%	1.80%	4.59%	7.71%	15.47%	0.83%	0.77%	0.91%	1.17%

Risk Factor for Every Activity

Activities - General Risk & Ranking	Qatar (No Mask - No Distance)				Qatar (Mask - Social Distance)				Qatar (Mask - Social Distance - Touchless (Reduce Touches by Factor of 10))			
	Low/Minimal Crowd	Moderate Crowd	Medium/Substantial Crowd	Highly Crowded	Low/Minimal Crowd	Moderate Crowd	Medium/Substantial Crowd	Highly Crowded	Low/Minimal Crowd	Moderate Crowd	Medium/Substantial Crowd	Highly Crowded
Low Risk: 1												
Opening the mail	0.53%	3.50%	5.89%	7.98%	0.06%	0.41%	0.69%	0.93%	0.00%	0.01%	0.01%	0.01%
Low Risk: 2												
Getting restaurant takeout	0.75%	4.95%	8.33%	11.29%	0.09%	0.58%	0.97%	1.31%	0.00%	0.01%	0.01%	0.02%
Pumping gasoline	0.75%	4.95%	8.33%	11.29%	0.09%	0.58%	0.97%	1.31%	0.00%	0.01%	0.01%	0.02%
Playing tennis	0.75%	4.95%	8.33%	11.29%	0.09%	0.58%	0.97%	1.31%	0.00%	0.01%	0.01%	0.02%
Going camping	0.75%	4.95%	8.33%	11.29%	0.09%	0.58%	0.97%	1.31%	0.00%	0.01%	0.01%	0.02%
Low-Moderate Risk: 3												
Grocery shopping	2.31%	3.27%	5.88%	12.35%	0.23%	1.65%	3.28%	7.47%	0.04%	0.29%	0.49%	0.79%
Going for a walk, run, or bike ride with others	0.91%	6.07%	10.20%	13.83%	0.11%	0.71%	1.19%	1.61%	0.00%	0.01%	0.01%	0.02%
Playing golf	0.91%	6.07%	10.20%	13.83%	0.11%	0.71%	1.19%	1.61%	0.00%	0.01%	0.01%	0.02%
Low-Moderate Risk: 4												
Staying at a hotel for two nights	1.05%	7.00%	11.78%	15.97%	0.12%	0.81%	1.37%	1.86%	0.00%	0.00%	0.00%	0.00%
Sitting in a doctor's waiting room	1.05%	7.00%	11.78%	15.97%	0.12%	0.81%	1.37%	1.86%	0.00%	0.00%	0.00%	0.00%
Going to a library or museum	1.05%	7.00%	11.78%	15.97%	0.12%	0.81%	1.37%	1.86%	0.00%	0.00%	0.00%	0.00%
Eating in a restaurant (outside)	1.05%	7.00%	11.78%	15.97%	0.12%	0.81%	1.37%	1.86%	0.00%	0.00%	0.00%	0.00%
Walking in a busy downtown	1.05%	7.00%	11.78%	15.97%	0.12%	0.81%	1.37%	1.86%	0.00%	0.00%	0.00%	0.00%
Spending an hour at a playground	1.05%	7.00%	11.78%	15.97%	0.12%	0.81%	1.37%	1.86%	0.00%	0.00%	0.00%	0.00%
Moderate Risk: 5												
Having dinner at someone else's house	2.46%	8.23%	13.82%	23.18%	0.25%	0.82%	1.39%	2.33%	0.04%	0.12%	0.15%	0.15%
Attending a backyard barbecue	2.39%	7.98%	13.42%	22.57%	0.04%	0.15%	0.25%	0.42%	0.01%	0.02%	0.03%	0.03%
Going to a beach	2.43%	8.11%	13.62%	22.87%	0.15%	0.49%	0.82%	1.37%	0.03%	0.07%	0.09%	0.09%
Shopping at a mall	2.43%	8.11%	13.62%	22.87%	0.15%	0.49%	0.82%	1.37%	0.03%	0.07%	0.09%	0.09%
Moderate Risk: 6												
Sending kids to school, camp, or day care	3.16%	10.47%	17.44%	27.94%	1.26%	4.23%	7.11%	16.20%	1.26%	1.07%	1.26%	1.71%
Working a week in an office building	2.58%	4.69%	9.06%	21.72%	0.37%	1.23%	2.07%	6.93%	0.37%	0.31%	0.37%	0.73%
Swimming in a public pool	2.87%	7.58%	13.25%	24.83%	0.82%	2.73%	4.59%	11.56%	0.82%	0.69%	0.82%	1.22%
Visiting an elderly relative or friend in their home	2.87%	7.58%	13.25%	24.83%	0.82%	2.73%	4.59%	11.56%	0.82%	0.69%	0.82%	1.22%
Moderate-High Risk: 7												
Going to a hair salon or barbershop	3.58%	8.92%	15.48%	25.17%	1.59%	4.05%	6.81%	13.66%	0.73%	0.68%	0.80%	1.03%
Eating in a restaurant (inside)	3.74%	6.71%	12.37%	20.52%	1.80%	3.57%	6.01%	10.11%	0.14%	0.24%	0.28%	0.28%
Attending a wedding or funeral	3.58%	8.92%	15.48%	25.17%	1.59%	4.05%	6.81%	13.66%	0.73%	0.68%	0.80%	1.03%
Traveling by plane	3.58%	8.92%	15.48%	25.17%	1.59%	4.05%	6.81%	13.66%	0.73%	0.68%	0.80%	1.03%
Playing basketball	3.58%	8.92%	15.48%	25.17%	1.59%	4.05%	6.81%	13.66%	0.73%	0.68%	0.80%	1.03%
Playing football	3.58%	8.92%	15.48%	25.17%	1.59%	4.05%	6.81%	13.66%	0.73%	0.68%	0.80%	1.03%
Hugging or shaking hands when greeting a friend	3.58%	8.92%	15.48%	25.17%	1.59%	4.05%	6.81%	13.66%	0.73%	0.68%	0.80%	1.03%
High Risk: 8												
Eating at a buffet	3.83%	9.54%	16.55%	26.91%	1.70%	4.33%	7.28%	14.60%	0.78%	0.72%	0.86%	1.11%
Working out at a gym	3.83%	9.54%	16.55%	26.91%	1.70%	4.33%	7.28%	14.60%	0.78%	0.72%	0.86%	1.11%
Going to an amusement park	3.83%	9.54%	16.55%	26.91%	1.70%	4.33%	7.28%	14.60%	0.78%	0.72%	0.86%	1.11%
Going to a movie theater	3.83%	9.54%	16.55%	26.91%	1.70%	4.33%	7.28%	14.60%	0.78%	0.72%	0.86%	1.11%
Very High Risk: 9												
Attending a large music concert	4.06%	10.11%	17.55%	28.54%	1.80%	4.59%	7.72%	15.49%	0.83%	0.77%	0.91%	1.17%
Going to a sports stadium	4.06%	10.11%	17.55%	28.54%	1.80%	4.59%	7.72%	15.49%	0.83%	0.77%	0.91%	1.17%
Attending a religious service with 500-plus worshippers	4.06%	10.11%	17.55%	28.54%	1.80%	4.59%	7.72%	15.49%	0.83%	0.77%	0.91%	1.17%
Going to a bar	4.06%	10.11%	17.55%	28.54%	1.80%	4.59%	7.72%	15.49%	0.83%	0.77%	0.91%	1.17%



Risk Factor for Every Activity

Activities - General Risk & Ranking	Saudi Arabia (No Mask - No Distance)				Saudi Arabia (Mask - Social Distance)				Saudi Arabia (Mask - Social Distance - Touchless (Reduce Touches by Factor of 10))			
	Low/Minimal Crowd	Moderate Crowd	Medium/Substantial Crowd	Highly Crowded	Low/Minimal Crowd	Moderate Crowd	Medium/Substantial Crowd	Highly Crowded	Low/Minimal Crowd	Moderate Crowd	Medium/Substantial Crowd	Highly Crowded
Low Risk: 1												
Opening the mail	0.11%	0.74%	1.25%	1.69%	0.01%	0.09%	0.15%	0.20%	0.00%	0.00%	0.00%	0.01%
Low Risk: 2												
Getting restaurant takeout	0.16%	1.05%	1.77%	2.40%	0.02%	0.12%	0.21%	0.28%	0.00%	0.00%	0.01%	0.01%
Pumping gasoline	0.16%	1.05%	1.77%	2.40%	0.02%	0.12%	0.21%	0.28%	0.00%	0.00%	0.01%	0.01%
Playing tennis	0.16%	1.05%	1.77%	2.40%	0.02%	0.12%	0.21%	0.28%	0.00%	0.00%	0.01%	0.01%
Going camping	0.16%	1.05%	1.77%	2.40%	0.02%	0.12%	0.21%	0.28%	0.00%	0.00%	0.01%	0.01%
Low-Moderate Risk: 3												
Grocery shopping	0.49%	0.69%	1.25%	2.66%	0.05%	0.35%	0.70%	1.59%	0.01%	0.06%	0.10%	0.17%
Going for a walk, run, or bike ride with others	0.19%	1.29%	2.17%	2.93%	0.02%	0.15%	0.25%	0.34%	0.00%	0.00%	0.01%	0.01%
Playing golf	0.19%	1.29%	2.17%	2.93%	0.02%	0.15%	0.25%	0.34%	0.00%	0.00%	0.01%	0.01%
Low-Moderate Risk: 4												
Staying at a hotel for two nights	0.22%	1.49%	2.50%	3.39%	0.04%	0.25%	0.41%	0.56%	0.00%	0.00%	0.00%	0.00%
Sitting in a doctor's waiting room	0.22%	1.49%	2.50%	3.39%	0.04%	0.25%	0.41%	0.56%	0.00%	0.00%	0.00%	0.00%
Going to a library or museum	0.22%	1.49%	2.50%	3.39%	0.04%	0.25%	0.41%	0.56%	0.00%	0.00%	0.00%	0.00%
Eating in a restaurant (outside)	0.22%	1.49%	2.50%	3.39%	0.04%	0.25%	0.41%	0.56%	0.00%	0.00%	0.00%	0.00%
Walking in a busy downtown	0.22%	1.49%	2.50%	3.39%	0.04%	0.25%	0.41%	0.56%	0.00%	0.00%	0.00%	0.00%
Spending an hour at a playground	0.22%	1.49%	2.50%	3.39%	0.04%	0.25%	0.41%	0.56%	0.00%	0.00%	0.00%	0.00%
Moderate Risk: 5												
Having dinner at someone else's house	0.52%	1.75%	2.94%	4.94%	0.05%	0.18%	0.29%	0.50%	0.01%	0.03%	0.03%	0.03%
Attending a backyard barbecue	0.51%	1.69%	2.85%	4.79%	0.01%	0.03%	0.05%	0.09%	0.00%	0.01%	0.01%	0.01%
Going to a beach	0.52%	1.72%	2.90%	4.87%	0.03%	0.10%	0.17%	0.29%	0.01%	0.02%	0.02%	0.02%
Shopping at a mall	0.52%	1.72%	2.90%	4.87%	0.03%	0.10%	0.17%	0.29%	0.01%	0.02%	0.02%	0.02%
Moderate Risk: 6												
Sending kids to school, camp, or day care	0.67%	2.24%	3.76%	6.17%	0.27%	0.90%	1.51%	3.44%	0.27%	0.23%	0.27%	0.36%
Working a week in an office building	0.55%	1.00%	1.93%	4.69%	0.08%	0.26%	0.44%	1.47%	0.08%	0.07%	0.08%	0.16%
Swimming in a public pool	0.61%	1.62%	2.85%	5.43%	0.17%	0.58%	0.97%	2.45%	0.17%	0.15%	0.17%	0.26%
Visiting an elderly relative or friend in their home	0.61%	1.62%	2.85%	5.43%	0.17%	0.58%	0.97%	2.45%	0.17%	0.15%	0.17%	0.26%
Moderate-High Risk: 7												
Going to a hair salon or barbershop	0.76%	1.91%	3.33%	5.52%	0.34%	0.86%	1.45%	2.90%	0.15%	0.14%	0.17%	0.22%
Eating in a restaurant (inside)	0.80%	1.43%	2.66%	4.46%	0.38%	0.76%	1.28%	2.15%	0.03%	0.05%	0.06%	0.06%
Attending a wedding or funeral	0.76%	1.91%	3.33%	5.52%	0.34%	0.86%	1.45%	2.90%	0.15%	0.14%	0.17%	0.22%
Traveling by plane	0.76%	1.91%	3.33%	5.52%	0.34%	0.86%	1.45%	2.90%	0.15%	0.14%	0.17%	0.22%
Playing basketball	0.76%	1.91%	3.33%	5.52%	0.34%	0.86%	1.45%	2.90%	0.15%	0.14%	0.17%	0.22%
Playing football	0.76%	1.91%	3.33%	5.52%	0.34%	0.86%	1.45%	2.90%	0.15%	0.14%	0.17%	0.22%
Hugging or shaking hands when greeting a friend	0.76%	1.91%	3.33%	5.52%	0.34%	0.86%	1.45%	2.90%	0.15%	0.14%	0.17%	0.22%
High Risk: 8												
Eating at a buffet	0.81%	2.04%	3.56%	5.90%	0.36%	0.92%	1.55%	3.10%	0.17%	0.15%	0.18%	0.24%
Working out at a gym	0.81%	2.04%	3.56%	5.90%	0.36%	0.92%	1.55%	3.10%	0.17%	0.15%	0.18%	0.24%
Going to an amusement park	0.81%	2.04%	3.56%	5.90%	0.36%	0.92%	1.55%	3.10%	0.17%	0.15%	0.18%	0.24%
Going to a movie theater	0.81%	2.04%	3.56%	5.90%	0.36%	0.92%	1.55%	3.10%	0.17%	0.15%	0.18%	0.24%
Very High Risk: 9												
Attending a large music concert	0.86%	2.16%	3.78%	6.26%	0.38%	0.97%	1.64%	3.29%	0.18%	0.16%	0.19%	0.25%
Going to a sports stadium	0.86%	2.16%	3.78%	6.26%	0.38%	0.97%	1.64%	3.29%	0.18%	0.16%	0.19%	0.25%
Attending a religious service with 500-plus worshippers	0.86%	2.16%	3.78%	6.26%	0.38%	0.97%	1.64%	3.29%	0.18%	0.16%	0.19%	0.25%
Going to a bar	0.86%	2.16%	3.78%	6.26%	0.38%	0.97%	1.64%	3.29%	0.18%	0.16%	0.19%	0.25%

Turkey

MINIMAL



Risk Factor for Every Activity

Activities - General Risk & Ranking	Turkey (No Mask - No Distance)				Turkey (Mask - Social Distance)				Turkey (Mask - Social Distance - Touchless (Reduce Touches by Factor of 10))			
	Low/Minimal Crowd	Moderate Crowd	Medium/Substantial Crowd	Highly Crowded	Low/Minimal Crowd	Moderate Crowd	Medium/Substantial Crowd	Highly Crowded	Low/Minimal Crowd	Moderate Crowd	Medium/Substantial Crowd	Highly Crowded
Low Risk: 1												
Opening the mail	0.29%	1.95%	3.28%	4.44%	0.03%	0.23%	0.38%	0.52%	0.00%	0.00%	0.01%	0.01%
Low Risk: 2												
Getting restaurant takeout	0.41%	2.75%	4.63%	6.28%	0.05%	0.32%	0.54%	0.73%	0.00%	0.00%	0.01%	0.01%
Pumping gasoline	0.41%	2.75%	4.63%	6.28%	0.05%	0.32%	0.54%	0.73%	0.00%	0.00%	0.01%	0.01%
Playing tennis	0.41%	2.75%	4.63%	6.28%	0.05%	0.32%	0.54%	0.73%	0.00%	0.00%	0.01%	0.01%
Going camping	0.41%	2.75%	4.63%	6.28%	0.05%	0.32%	0.54%	0.73%	0.00%	0.00%	0.01%	0.01%
Low-Moderate Risk: 3												
Grocery shopping	1.29%	1.82%	3.28%	6.93%	0.13%	0.92%	1.82%	4.16%	0.02%	0.16%	0.27%	0.44%
Going for a walk, run, or bike ride with others	0.51%	3.37%	5.67%	7.69%	0.06%	0.39%	0.66%	0.90%	0.00%	0.01%	0.01%	0.01%
Playing golf	0.51%	3.37%	5.67%	7.69%	0.06%	0.39%	0.66%	0.90%	0.00%	0.01%	0.01%	0.01%
Low-Moderate Risk: 4												
Staying at a hotel for two nights	0.59%	3.90%	6.55%	8.88%	0.07%	0.45%	0.76%	1.03%	0.00%	0.00%	0.00%	0.00%
Sitting in a doctor's waiting room	0.59%	3.90%	6.55%	8.88%	0.07%	0.45%	0.76%	1.03%	0.00%	0.00%	0.00%	0.00%
Going to a library or museum	0.59%	3.90%	6.55%	8.88%	0.07%	0.45%	0.76%	1.03%	0.00%	0.00%	0.00%	0.00%
Eating in a restaurant (outside)	0.59%	3.90%	6.55%	8.88%	0.07%	0.45%	0.76%	1.03%	0.00%	0.00%	0.00%	0.00%
Walking in a busy downtown	0.59%	3.90%	6.55%	8.88%	0.07%	0.45%	0.76%	1.03%	0.00%	0.00%	0.00%	0.00%
Spending an hour at a playground	0.59%	3.90%	6.55%	8.88%	0.07%	0.45%	0.76%	1.03%	0.00%	0.00%	0.00%	0.00%
Moderate Risk: 5												
Having dinner at someone else's house	1.37%	4.58%	7.70%	12.93%	0.14%	0.46%	0.77%	1.30%	0.02%	0.07%	0.08%	0.08%
Attending a backyard barbecue	1.37%	4.44%	7.47%	12.56%	0.02%	0.08%	0.14%	0.23%	0.00%	0.01%	0.02%	0.02%
Going to a beach	1.35%	4.51%	7.58%	12.75%	0.08%	0.27%	0.45%	0.76%	0.01%	0.04%	0.05%	0.05%
Shopping at a mall	1.35%	4.51%	7.58%	12.75%	0.08%	0.27%	0.45%	0.76%	0.01%	0.04%	0.05%	0.05%
Moderate Risk: 6												
Sending kids to school, camp, or day care	1.76%	5.85%	9.80%	15.94%	0.70%	2.35%	3.95%	9.01%	0.70%	0.59%	0.70%	0.95%
Working a week in an office building	1.43%	2.61%	5.05%	12.22%	0.20%	0.69%	1.15%	3.85%	0.20%	0.17%	0.21%	0.41%
Swimming in a public pool	1.60%	4.23%	7.43%	14.08%	0.45%	1.52%	2.55%	6.43%	0.45%	0.38%	0.45%	0.68%
Visiting an elderly relative or friend in their home	1.60%	4.23%	7.43%	14.08%	0.45%	1.52%	2.55%	6.43%	0.45%	0.38%	0.45%	0.68%
Moderate-High Risk: 7												
Going to a hair salon or barbershop	1.99%	4.98%	8.69%	14.29%	0.88%	2.25%	3.79%	7.60%	0.41%	0.38%	0.45%	0.58%
Eating in a restaurant (inside)	2.08%	3.74%	6.93%	11.59%	1.00%	1.99%	3.34%	5.62%	0.08%	0.13%	0.16%	0.16%
Attending a wedding or funeral	1.99%	4.98%	8.69%	14.29%	0.88%	2.25%	3.79%	7.60%	0.41%	0.38%	0.45%	0.58%
Traveling by plane	1.99%	4.98%	8.69%	14.29%	0.88%	2.25%	3.79%	7.60%	0.41%	0.38%	0.45%	0.58%
Playing basketball	1.99%	4.98%	8.69%	14.29%	0.88%	2.25%	3.79%	7.60%	0.41%	0.38%	0.45%	0.58%
Playing football	1.99%	4.98%	8.69%	14.29%	0.88%	2.25%	3.79%	7.60%	0.41%	0.38%	0.45%	0.58%
Hugging or shaking hands when greeting a friend	1.99%	4.98%	8.69%	14.29%	0.88%	2.25%	3.79%	7.60%	0.41%	0.38%	0.45%	0.58%
High Risk: 8												
Eating at a buffet	2.13%	5.33%	9.29%	15.28%	0.95%	2.41%	4.05%	8.12%	0.43%	0.40%	0.48%	0.62%
Working out at a gym	2.13%	5.33%	9.29%	15.28%	0.95%	2.41%	4.05%	8.12%	0.43%	0.40%	0.48%	0.62%
Going to an amusement park	2.13%	5.33%	9.29%	15.28%	0.95%	2.41%	4.05%	8.12%	0.43%	0.40%	0.48%	0.62%
Going to a movie theater	2.13%	5.33%	9.29%	15.28%	0.95%	2.41%	4.05%	8.12%	0.43%	0.40%	0.48%	0.62%
Very High Risk: 9												
Attending a large music concert	2.26%	5.65%	9.85%	16.21%	1.00%	2.55%	4.30%	8.62%	0.46%	0.43%	0.51%	0.65%
Going to a sports stadium	2.26%	5.65%	9.85%	16.21%	1.00%	2.55%	4.30%	8.62%	0.46%	0.43%	0.51%	0.65%
Attending a religious service with 500-plus worshippers	2.26%	5.65%	9.85%	16.21%	1.00%	2.55%	4.30%	8.62%	0.46%	0.43%	0.51%	0.65%
Going to a bar	2.26%	5.65%	9.85%	16.21%	1.00%	2.55%	4.30%	8.62%	0.46%	0.43%	0.51%	0.65%

United Arab Emirates

Risk Factor for Every Activity

SUBSTANTIAL



Activities - General Risk & Ranking	United Arab Emirates (No Mask - No Distance)				United Arab Emirates (Mask - Social Distance)				United Arab Emirates (Mask - Social Distance - Touchless (Reduce Touches by Factor of 10)			
	Low/Minimal Crowd	Moderate Crowd	Medium/Substantial Crowd	Highly Crowded	Low/Minimal Crowd	Moderate Crowd	Medium/Substantial Crowd	Highly Crowded	Low/Minimal Crowd	Moderate Crowd	Medium/Substantial Crowd	Highly Crowded
Low Risk: 1												
Opening the mail	0.79%	5.22%	8.78%	11.91%	0.09%	0.61%	1.02%	1.39%	0.00%	0.01%	0.01%	0.02%
Low Risk: 2												
Getting restaurant takeout	1.11%	7.39%	12.42%	16.84%	0.13%	0.86%	1.45%	1.96%	0.00%	0.01%	0.02%	0.02%
Pumping gasoline	1.11%	7.39%	12.42%	16.84%	0.13%	0.86%	1.45%	1.96%	0.00%	0.01%	0.02%	0.02%
Playing tennis	1.11%	7.39%	12.42%	16.84%	0.13%	0.86%	1.45%	1.96%	0.00%	0.01%	0.02%	0.02%
Going camping	1.11%	7.39%	12.42%	16.84%	0.13%	0.86%	1.45%	1.96%	0.00%	0.01%	0.02%	0.02%
Low-Moderate Risk: 3												
Grocery shopping	3.45%	4.87%	8.74%	18.25%	0.35%	2.46%	4.89%	11.14%	0.06%	0.44%	0.74%	1.18%
Going for a walk, run, or bike ride with others	1.36%	9.05%	15.21%	20.62%	0.16%	1.05%	1.77%	2.40%	0.00%	0.01%	0.02%	0.03%
Playing golf	1.36%	9.05%	15.21%	20.62%	0.16%	1.05%	1.77%	2.40%	0.00%	0.01%	0.02%	0.03%
Low-Moderate Risk: 4												
Staying at a hotel for two nights	1.57%	10.45%	17.57%	23.81%	0.15%	0.99%	1.67%	2.26%	0.00%	0.00%	0.00%	0.00%
Sitting in a doctor's waiting room	1.57%	10.45%	17.57%	23.81%	0.15%	0.99%	1.67%	2.26%	0.00%	0.00%	0.00%	0.00%
Going to a library or museum	1.57%	10.45%	17.57%	23.81%	0.15%	0.99%	1.67%	2.26%	0.00%	0.00%	0.00%	0.00%
Eating in a restaurant (outside)	1.57%	10.45%	17.57%	23.81%	0.15%	0.99%	1.67%	2.26%	0.00%	0.00%	0.00%	0.00%
Walking in a busy downtown	1.57%	10.45%	17.57%	23.81%	0.15%	0.99%	1.67%	2.26%	0.00%	0.00%	0.00%	0.00%
Spending an hour at a playground	1.57%	10.45%	17.57%	23.81%	0.15%	0.99%	1.67%	2.26%	0.00%	0.00%	0.00%	0.00%
Moderate Risk: 5												
Having dinner at someone else's house	3.68%	12.27%	20.58%	34.44%	0.37%	1.23%	2.07%	3.48%	0.07%	0.19%	0.22%	0.22%
Attending a backyard barbecue	3.56%	11.90%	20.02%	33.65%	0.07%	0.22%	0.37%	0.62%	0.01%	0.03%	0.04%	0.04%
Going to a beach	3.62%	12.09%	20.30%	34.05%	0.22%	0.72%	1.22%	2.05%	0.04%	0.11%	0.13%	0.13%
Shopping at a mall	3.62%	12.09%	20.30%	34.05%	0.22%	0.72%	1.22%	2.05%	0.04%	0.11%	0.13%	0.13%
Moderate Risk: 6												
Sending kids to school, camp, or day care	4.70%	15.53%	25.71%	40.51%	1.88%	6.30%	10.60%	24.16%	1.88%	1.59%	1.89%	2.55%
Working a week in an office building	3.84%	6.98%	13.48%	31.99%	0.55%	1.84%	3.09%	10.33%	0.55%	0.46%	0.55%	1.09%
Swimming in a public pool	4.27%	11.26%	19.60%	36.25%	1.22%	4.07%	6.84%	17.25%	1.22%	1.03%	1.22%	1.82%
Visiting an elderly relative or friend in their home	4.27%	11.26%	19.60%	36.25%	1.22%	4.07%	6.84%	17.25%	1.22%	1.03%	1.22%	1.82%
Moderate-High Risk: 7												
Going to a hair salon or barbershop	5.33%	13.24%	22.85%	36.67%	2.37%	6.04%	10.16%	20.37%	1.09%	1.01%	1.19%	1.54%
Eating in a restaurant (inside)	5.57%	9.96%	18.30%	30.10%	2.68%	5.33%	8.97%	15.08%	0.21%	0.35%	0.42%	0.42%
Attending a wedding or funeral	5.33%	13.24%	22.85%	36.67%	2.37%	6.04%	10.16%	20.37%	1.09%	1.01%	1.19%	1.54%
Traveling by plane	5.33%	13.24%	22.85%	36.67%	2.37%	6.04%	10.16%	20.37%	1.09%	1.01%	1.19%	1.54%
Playing basketball	5.33%	13.24%	22.85%	36.67%	2.37%	6.04%	10.16%	20.37%	1.09%	1.01%	1.19%	1.54%
Playing football	5.33%	13.24%	22.85%	36.67%	2.37%	6.04%	10.16%	20.37%	1.09%	1.01%	1.19%	1.54%
Hugging or shaking hands when greeting a friend	5.33%	13.24%	22.85%	36.67%	2.37%	6.04%	10.16%	20.37%	1.09%	1.01%	1.19%	1.54%
High Risk: 8												
Eating at a buffet	5.70%	14.15%	24.43%	39.20%	2.53%	6.46%	10.86%	21.78%	1.16%	1.08%	1.28%	1.65%
Working out at a gym	5.70%	14.15%	24.43%	39.20%	2.53%	6.46%	10.86%	21.78%	1.16%	1.08%	1.28%	1.65%
Going to an amusement park	5.70%	14.15%	24.43%	39.20%	2.53%	6.46%	10.86%	21.78%	1.16%	1.08%	1.28%	1.65%
Going to a movie theater	5.70%	14.15%	24.43%	39.20%	2.53%	6.46%	10.86%	21.78%	1.16%	1.08%	1.28%	1.65%
Very High Risk: 9												
Attending a large music concert	6.05%	15.01%	25.91%	41.58%	2.69%	6.85%	11.52%	23.10%	1.23%	1.15%	1.35%	1.75%
Going to a sports stadium	6.05%	15.01%	25.91%	41.58%	2.69%	6.85%	11.52%	23.10%	1.23%	1.15%	1.35%	1.75%
Attending a religious service with 500-plus worshippers	6.05%	15.01%	25.91%	41.58%	2.69%	6.85%	11.52%	23.10%	1.23%	1.15%	1.35%	1.75%
Going to a bar	6.05%	15.01%	25.91%	41.58%	2.69%	6.85%	11.52%	23.10%	1.23%	1.15%	1.35%	1.75%

How to Open Schools? Stay Safe & Reduce the Spread of the Covid19 & Save Lives (Students, Teachers & Family, Friends, ...)?

Reduce Capacity of In-Person Schooling (<25% of capacity), social distancing (average or greater than 6-8 feet), wear mask, & reduce touches.

<https://www.ailluminare.com>

Powered by:



Schools

How to open Restaurants & Businesses Safely & save lives?

Reduce Capacity of In-Person In-door dining (<25% of capacity), social distancing (average or greater than 6-8 feet), wear mask, & reduce touches.

<https://www.ailluminare.com>

Powered by:



Restaurants

Insights and Informed actionable decision:

Reduce size of gathering (<25% of capacity) , social distancing (average of 6-8 feet), wear mask, & reduce touches.

Stay Safe, Stay Healthy and help SAVE LIVES!

Stay Safe & Save Lives

WIDESPREAD

Many non-essential indoor business operations are closed

SUBSTANTIAL

Some non-essential indoor business operations are closed

MODERATE

Some indoor business operations are open with modifications

MINIMAL

Most indoor business operations are open with modifications

Reduce size of gathering (<25% of capacity) , social distancing (average of 6-8 feet), wear mask, & reduce touches.

Reopen Society & Economy

AilluminareX has developed a Bio-Forecasting Model to answer “What IF” Scenarios to help reopen businesses, to help society back to a new normal, and to reduce the negative economical impact while save lives.

We can open America safely!

Reduce Risk → Increase Confidence

AilluminatEX- Covid19 Alert System provides outbreaks warnings with informed and insightful decisions tailored to consumer and corporate interests.

Knowledge is Power!

For more information contact us:

Covid19@ailluminate.com

Covid19@ailluminateX.org



Download full report @

<https://www.ailluminate.com>